



HOTEL EXISTING AREA CALCULATIONS	m ²
EXISTING INTERNAL AREA - HOTEL	
LEVEL 01	432
LEVEL 02	67
	499 m ²
EXISTING BEER GARDEN	466
EXISTING DRIVEWAY & HARDSTAND	455
EXISTING LANDSCAPING	20
EXISTING OTHER EXTERNAL AREA	44
EXISTING VERANDAH, DOSA ETC.	26

HOTEL PROPOSED AREA CALCULATIONS	m ²
PROPOSED INTERNAL AREA - HOTEL	
LEVEL 01	434
LEVEL 02	68
	502 m ²
PROPOSED BEER GARDEN	448
PROPOSED DRIVEWAY & HARDSTAND	438
PROPOSED LANDSCAPING	28
PROPOSED OTHER EXTERNAL AREA	46
PROPOSED VERANDAH, OUTDOOR GAMING, DOSA ETC.	36
	996 m ²

EXISTING ACCOMMODATION AREA CALCULATIONS	m ²
EXISTING INTERNAL AREA - HOTEL ACCOMMODATION	246
EXISTING COMMON AREA - HOTEL ACCOMMODATION	148
	394 m ²
EXISTING EXTERNAL AREA - HOTEL ACCOMMODATION	44
EXISTING EXTERNAL AREA - HOTEL ACCOMMODATION CARPARK	191
	235 m ²

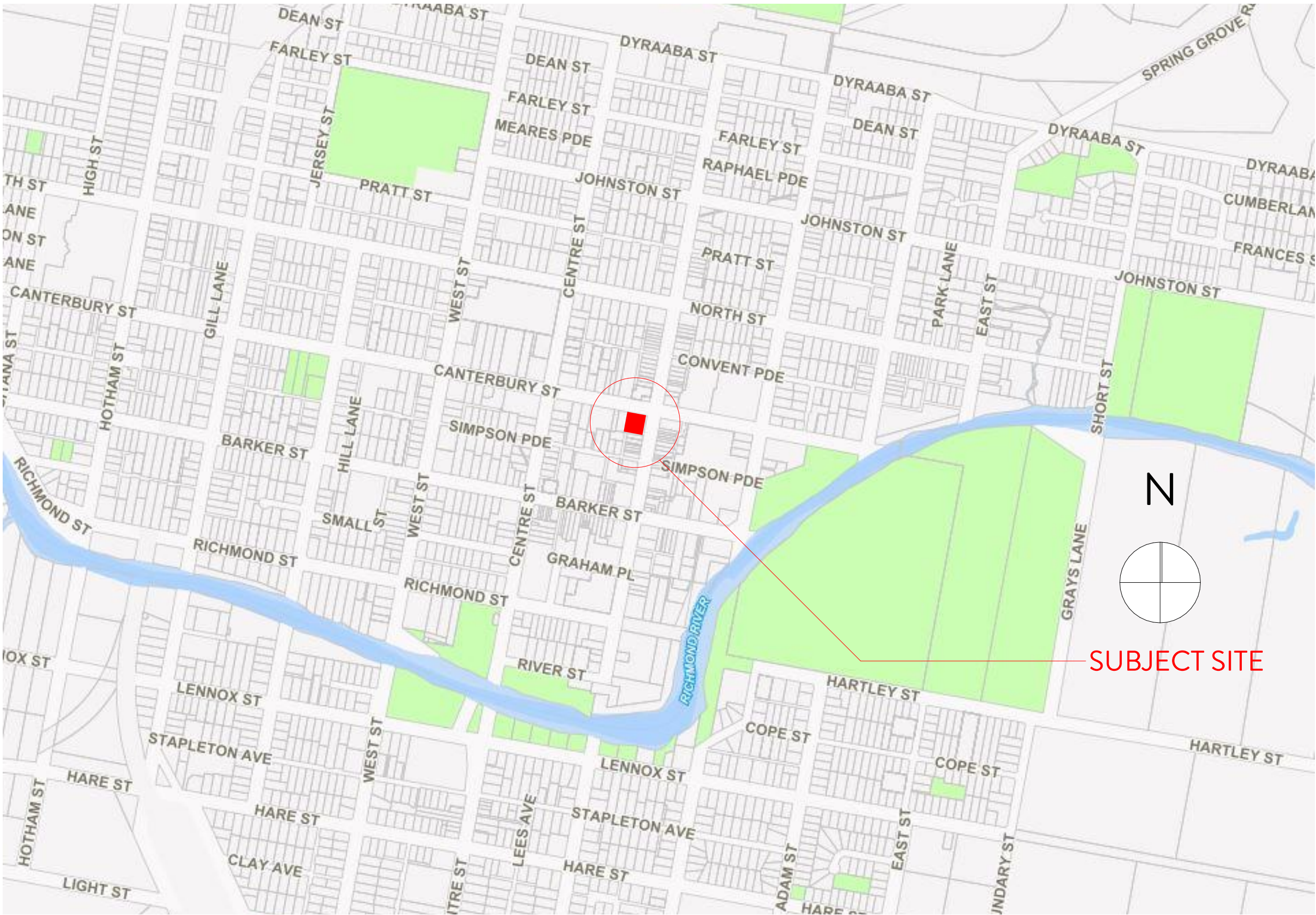
PROPOSED ACCOMMODATION AREA CALCULATIONS	m ²
PROPOSED INTERNAL AREA - HOTEL ACCOMMODATION	261
PROPOSED COMMON AREA - HOTEL ACCOMMODATION	115
	376 m ²
PROPOSED EXTERNAL AREA - HOTEL ACCOMMODATION CARPARK	259
	259 m ²

CAR PARKING SUMMARY	Qty
EXISTING CAR	7
NEW CAR	6
PWD CAR	1
	14

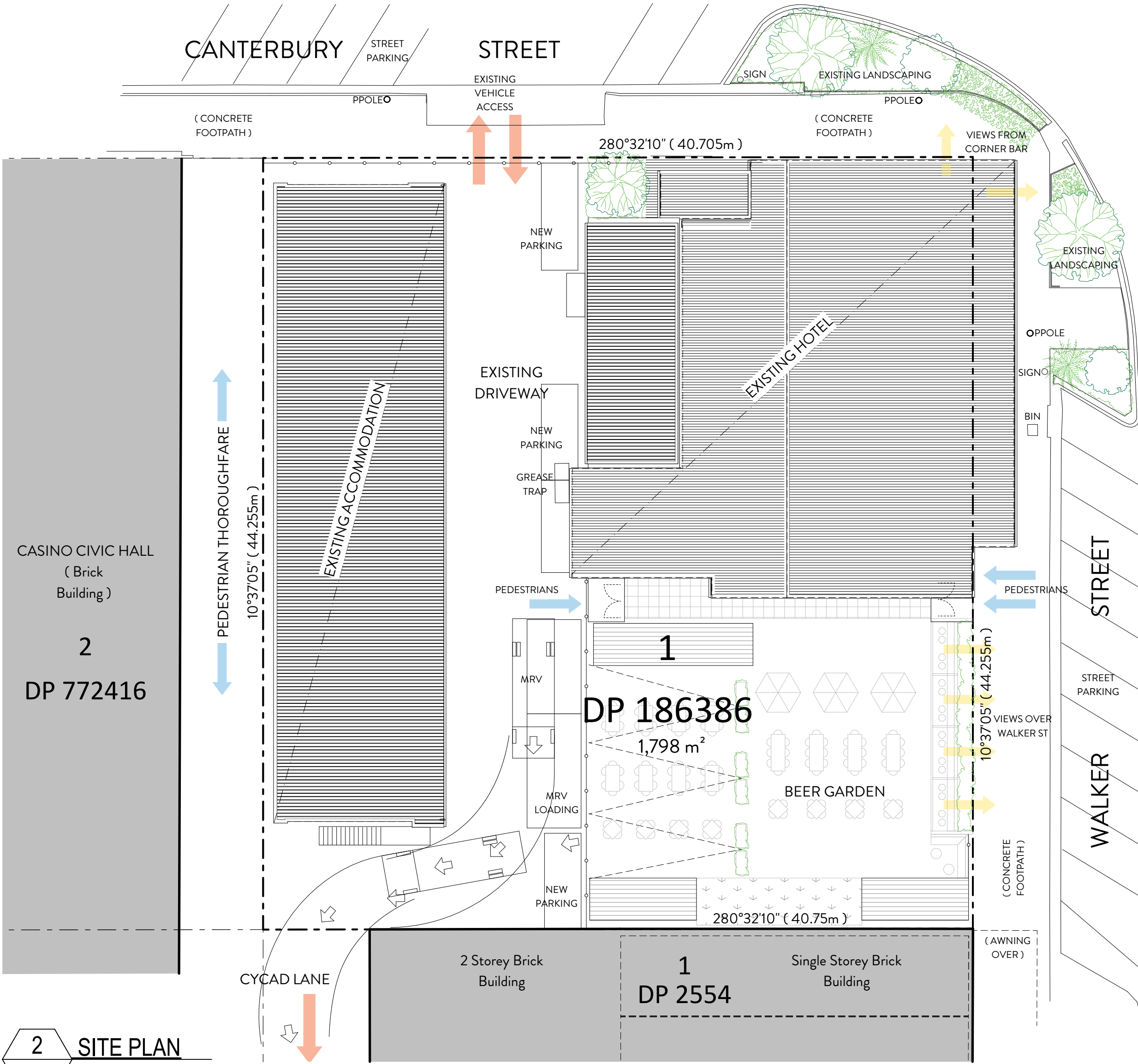
	m ²
SITE AREA	1,801
PROPOSED SITE COVER	968 (54%)
EXISTING SITE COVER	1,044 (58%)

REAL PROPERTY DESCRIPTION

LOT NO.:	1
PLAN NO.:	DP186386
PARISH:	NORTH CASINO
COUNTY:	ROUS
SITE AREA [m ²]:	1,798 (TITLED)
LOCAL AUTH.:	RICHMOND VALLEY



1 SITE CONTEXT
SCALE @ A1 NOT TO SCALE



2 SITE PLAN
SCALE @ A1 1:200

INDOOR SEATED PATRON NUMBERS	Qty
INDOOR DINING	46
MAIN BAR	53
SPORTS BAR	34
	133
OUTDOOR SEATED PATRON NUMBERS	Qty
BEER GARDEN BANQUETTE	5
BEER GARDEN DINING	98
BEER GARDEN HIGH-TABLE	32
BEER GARDEN LEANER	16
DOSA	6
VERANDAH LEANER	10
	167
TOTAL	300


GAMING MACHINE SUMMARY	Qty
INDOOR GAMING	12
OUTDOOR GAMING	6
	18

DEVELOPMENT APPROVAL

GENERAL NOTES

The builder shall check and verify all dimensions and verify all errors and omissions to the architect prior to undertaking any works. >Do not scale the drawings. >Drawings shall not be used for construction purposes until issued by the architect for construction. >Calculations are indicative only and shall not be used to calculate quantities for tender, supply or manufacture. >This drawing is copyright and cannot be reproduced in whole or in part via any medium without written permission of the author.

REV.	DESCRIPTION	INT.	DATE
04	developed design final	nr	16.04.24
03	developed design	nr	12.04.24
02	prelim. developed design	nr	22.03.24
01	prelim. schematic design	nr	05.03.24



TONIC ARCHITECTURE + DESIGN

WWW.TONIC.CC | + 617 3852 5100

Unit 5, 5-7 O'Connell Tce, Bowen Hills | Q 4006

CLIENT

CASINO RSM

PROJECT

REFURBISHMENT OF THE ROYAL HOTEL | 130 WALKER ST | CASINO NSW 2470 AU

DRAWING NAME

SITE PLAN AND CONTEXT MAP



PROJECT No. 21.06026

REV. 04

SCALE - REFER DRAWING - DO NOT SCALE PAGES

PLOT DATE

DWG No. A.951

FOR APPROVAL

Document Set ID: 1924319

Version: 1, Version Date: 08/05/2024

MODEL LOCATION - 1:1 TONIC PROJECTS\21-06026-The Royal Hotel Refurbishment RSM Qld_Casino\A_DOCUMENTATION\ARCHICAD\MODEL\21_06026_Model_DD_240318.plt

16/04/2024

GENERAL NOTES

The builder shall check and verify all dimensions and verify all errors and omissions to the architect prior to undertaking any works. >Do not scale the drawings. >Drawings shall not be used for construction purposes until issued by the architect for construction. >Calculations are indicative only and shall not be used to calculate quantities for tender, supply or manufacture. >This drawing is copyright and cannot be reproduced in whole or in part via any medium without written permission of the author.

04	developed design final	nr	16/04/24
03	developed design	nr	12/04/24
02	prelim. developed design	nr	22/03/24
01	prelim. schematic design	nr	05/03/24
REV.	DESCRIPTION	INT.	DATE

UTILITY DOORS		
CODE	U21	
OPERATION TYPE	OVER-HEAD ROLLER	
QTY	1	
NOM. HEAD HEIGHT	2,100	
PREVIEW		
WIDTH	2,250	
HEIGHT	2,100	
FRAME TYPE	STEEL	
FRAME FINISH	GALVANISED	
FRAME COLOUR	N/A	
PANEL TYPE	PROFILED	
PANEL FINISH	PROPRIETARY	
PANEL COLOUR	TBC	
ACCESSORIES	AUTO DOOR OPENER	
ADDITIONAL NOTES		

STACK SLIDING DOORS		
CODE	R24	
OPERATION TYPE	BI-FOLDING	
QTY	1	
NOM. HEAD HEIGHT	2,100	
PREVIEW		
WIDTH	1,560	
HEIGHT	2,100	
FRAME TYPE	PROPRIETARY	
FRAME FINISH	PROPRIETARY	
FRAME COLOUR	TBC	
PANEL TYPE	FLUSH	
PANEL FINISH	PRE-FINISHED	
PANEL COLOUR	TBC	
ACCESSORIES		
ADDITIONAL NOTES		

HINGED INTERNAL DOORS							
CODE	H10	H80	H90	H91	H92	H93	
OPERATION TYPE	HINGED	HINGED	HINGED	HINGED	HINGED	HINGED	
QTY	1	1	1	1	1	1	
NOM. HEAD HEIGHT	2,100	2,100	2,100	2,100	2,100	2,100	
PREVIEW							
WIDTH	1,060	860	960	960	960	960	
HEIGHT	2,100	2,100	2,100	2,100	2,100	2,100	
LEAF SIZE	1,020x2,040	820x2,040	920x2,040	920x2,040	920x2,040	920x2,040	
FRAME TYPE	ALUMINIUM	ALUMINIUM	ALUMINIUM	ALUMINIUM	ALUMINIUM	ALUMINIUM	
JAMB FINISH	ANODISED	ANODISED	POWDERCOATED	POWDERCOATED	POWDERCOATED	POWDERCOATED	
JAMB COLOUR	TBC	TBC	TBC	TBC	TBC	TBC	
PANEL TYPE	FLUSH	FLUSH	FLUSH	FLUSH	FLUSH	FLUSH	
PANEL FINISH	PAINTED	PAINTED	PAINTED	PAINTED	PAINTED	PAINTED	
PANEL COLOUR	TBC	TBC	TBC	TBC	TBC	TBC	
ACCESSORIES		VP					
ADDITIONAL NOTES	EXTERNAL GRADE	DOUBLE-ACTING					

FIRE-RATED DOORS					
CODE	F80	F81	F82	F83	F92
OPERATION TYPE	HINGED	HINGED	HINGED	HINGED	HINGED
QTY	2	3	3	3	1
NOM. HEAD HEIGHT	2,400	2,400	2,400	2,400	2,100
PREVIEW					
WIDTH	860	860	860	860	860
HEIGHT	2,400	2,400	2,400	2,400	2,100
LEAF SIZE	820x2,340	820x2,340	820x2,340	820x2,340	820x2,040
FRAME TYPE	FIRE-RATED	FIRE-RATED	FIRE-RATED	FIRE-RATED	FIRE-RATED
FRAME FINISH	PAINTED	PAINTED	PAINTED	PAINTED	PAINTED
FRAME COLOUR	DULUX APRICOT FIZZ LRV 46	DULUX BANKSIA LEAF LRV 11	DULUX LEMON DELICIOUS LRV 80	DULUX MINOR BLUE LRV 66	DULUX APRICOT FIZZ LRV 46
PANEL TYPE	FIRE-RATED	FIRE-RATED	FIRE-RATED	FIRE-RATED	FIRE-RATED
PANEL FINISH	PAINTED	PAINTED	PAINTED	PAINTED	PAINTED
PANEL COLOUR	BLACK	BLACK	BLACK	BLACK	BLACK
ACCESSORIES	LA : DC : PH : DSU	LA : DC : PH : DSU	LA : DC : PH : DSU	LA : DC : PH : DSU	LA : DC : PH : KP : DSU
ADDITIONAL NOTES	MIN. FRL -/60/30	MIN. FRL -/60/30	MIN. FRL -/60/30	MIN. FRL -/60/30	MIN. FRL -/60/30

SLIDING INTERNAL DOORS		
CODE	S72	S92
OPERATION TYPE	SLIDING	SLIDING
QTY	10	1
NOM. HEAD HEIGHT	2,100	2,100
PREVIEW		
WIDTH	760	960
HEIGHT	2,100	2,100
LEAF SIZE	720x2,040	920x2,040
FRAME TYPE	TIMBER	TIMBER
FRAME FINISH	PAINTED	PAINTED
FRAME COLOUR	TBC	TBC
PANEL TYPE	FLUSH	FLUSH
PANEL FINISH	PAINTED	PAINTED
PANEL COLOUR	TBC	TBC
ACCESSORIES		
ADDITIONAL NOTES		

EXTERNAL HINGED DOORS						
CODE	E10	E18	E21	E90	E92	E93
OPERATION TYPE	HINGED	HINGED	HINGED	HINGED	HINGED	HINGED
QTY	1	1	1	1	1	1
NOM. HEAD HEIGHT	2,400	2,700	2,100	2,100	2,400	2,400
PREVIEW						
WIDTH	1,000	1,880	2,160	960	960	960
HEIGHT	2,400	2,700	2,100	2,100	2,400	2,400
LEAF SIZE	960x2,340	1,840x2,640	920x2,040	920x2,040	920x2,340	920x2,040
FRAME TYPE	ALUMINIUM	ALUMINIUM	STEEL	ALUMINIUM	ALUMINIUM	ALUMINIUM
FRAME FINISH	POWDERCOATED	PAINTED	ANODISED	PAINTED	POWDERCOATED	POWDERCOATED
FRAME COLOUR	TBC	TBC	TBC	TBC	TBC	TBC
PANEL TYPE	FLUSH	PROFILED	GLASS	FLUSH	GLASS	GLASS
PANEL FINISH	PAINTED	PAINTED	N/A	PAINTED	N/A	N/A
PANEL COLOUR	TBC	TBC	TBC	TBC	TBC	TBC
ACCESSORIES			1200 SIDE-LITE	FHR CUPBOARD		
ADDITIONAL NOTES						

SPECIAL-USE DOORS			
CODE	B90	C80	C81
OPERATION TYPE	HINGED	SLIDING	SLIDING
QTY	1	1	1
NOM. HEAD HEIGHT	2,100	2,100	2,100
PREVIEW			
WIDTH	945	860	860
HEIGHT	2,100	2,100	2,100
LEAF SIZE	905x2,040	820x2,040	820x2,040
FRAME TYPE	ALUMINIUM	---	---
FRAME FINISH	POWDERCOATED	---	---
FRAME COLOUR	BLACK	N/A	N/A
PANEL TYPE	GLASS	FLUSH	FLUSH
PANEL FINISH	---	---	---
PANEL COLOUR	BLACK	WHITE	TBC
GLAZING TYPE	CLEAR SAFETY		
ACCESSORIES			
ADDITIONAL NOTES	REFRIGERATION DOOR	COLD ROOM DOOR	COLD ROOM DOOR

ACCESSORIES CODES

DB	DROP BOLTS
DC	DOOR CLOSER
DL	DEAD-LOCK
DSF	DOOR SIGNAGE [FIRE]
DSU	DOOR SIGNAGE UNIT NUMBER
EL	ELECTRIC LOCK
FH	FEATURE HANDLE
FS	FIRE ATTENUATION SCREEN
GS	GAS STRUTS
IM	INTERCOM MASTER
KP	KICK PLATE
LA	LEVER-ACTION HANDLE
LOH	LIFT-OFF HINGES
MO	MOTORISED OPENER
OR	OPENING RESTRICTION
PH	PEEP HOLE
PP	PUSH PLATE
RC	ROLL-CATCH
RS	REED-SWITCH TO A/C CONTROL
SA	SWIPE ACCESS
SLH	SLIMLINE HANDLE
TR	TORSION-ROD OPENER
TS	TURN-SNIB
VP	VENTILATION PANEL

SLIDING GLASS DOORS					
CODE	G10	G11	G21	G27	G65
OPERATION TYPE	SLIDING	SLIDING	SLIDING	SLIDING	SLIDING
QTY	2	1	1	1	1
NOM. HEAD HEIGHT	2,400	2,400	2,400	2,700	2,700
PREVIEW					
WIDTH	1,140	1,140	2,100	2,700	6,340
HEIGHT	2,400	2,400	2,400	2,700	2,700
FRAME TYPE	ALUMINIUM	ALUMINIUM	ALUMINIUM	ALUMINIUM	ALUMINIUM
FRAME FINISH	POWDERCOATED	POWDERCOATED	POWDERCOATED	POWDERCOATED	POWDERCOATED
FRAME COLOUR	TBC	TBC	TBC	TBC	TBC
GLAZING TYPE	CLEAR SAFETY	CLEAR SAFETY	CLEAR SAFETY	CLEAR SAFETY	CLEAR SAFETY
ACCESSORIES	KL AS OBS. FILM	KL AS OBS. FILM	KL AS OBS. FILM	KL AS OBS. FILM	KL AS OBS. FILM
ADDITIONAL NOTES					

FIXED-GLASS WINDOWS			
CODE	F06	F09	F10
OPERATION TYPE	FIXED	FIXED	FIXED
QTY	10	1	1
NOM. HEAD HEIGHT	2,400	1,200	2,100
PREVIEW			
NOM. SILL HEIGHT	1,500	0	300
WIDTH	1,510	950	910
HEIGHT	900	1,200	1,800
FRAME TYPE	ALUMINIUM	ALUMINIUM	ALUMINIUM
FRAME FINISH	POWDERCOATED	POWDERCOATED	POWDERCOATED
FRAME COLOUR	BLUESCOPE BASALT	TBC	TBC
GLAZING TYPE	CLEAR SAFETY	CLEAR SAFETY	CLEAR SAFETY
ACCESSORIES			
ADDITIONAL NOTES			


SLIDING WINDOWS	
CODE	S12
OPERATION TYPE	SLIDING
QTY	1
NOM. HEAD HEIGHT	2,100
PREVIEW	
NOM. SILL HEIGHT	1,500
WIDTH	1,210
HEIGHT	600
FRAME TYPE	ALUMINIUM
FRAME FINISH	POWDERCOATED
FRAME COLOUR	TBC
GLAZING TYPE	CLEAR SAFETY
ACCESSORIES	
ADDITIONAL NOTES	

LOUVRE WINDOWS		
CODE	L08	L63
OPERATION TYPE	FIXED	LOUVRE
QTY	1	1
NOM. HEAD HEIGHT	2,100	3,929
PREVIEW		
NOM. SILL HEIGHT	1,500	3,050
WIDTH	800	6,340
HEIGHT	600	879
FRAME TYPE	ALUMINIUM	ALUMINIUM
FRAME FINISH	POWDERCOATED	POWDERCOATED
FRAME COLOUR	BLUESCOPE BASALT	BLUESCOPE BASALT
GLAZING TYPE	OBSCURE SAFETY	CLEAR SAFETY
ACCESSORIES	CRIM-SAFE MESH	
ADDITIONAL NOTES		

LARGE-FORMAT FIXED-GLASS WINDOWS			
CODE	M21	M22	M36
OPERATION TYPE	FIXED	FIXED	FIXED
QTY	1	1	1
NOM. HEAD HEIGHT	2,450	2,450	2,465
PREVIEW			
NOM. SILL HEIGHT	350	350	0
WIDTH	2,100	2,270	3,620
HEIGHT	2,100	2,100	2,465
FRAME TYPE	ALUMINIUM	ALUMINIUM	ALUMINIUM
FRAME FINISH	POWDERCOATED	POWDERCOATED	POWDERCOATED
FRAME COLOUR	TBC	TBC	TBC
GLAZING TYPE	OBSCURE SAFETY	OBSCURE SAFETY	OBSCURE SAFETY
ACCESSORIES			
ADDITIONAL NOTES			

AWNING WINDOWS	
CODE	A20
OPERATION TYPE	AWNING
QTY	1
NOM. HEAD HEIGHT	2,100
PREVIEW	
NOM. SILL HEIGHT	900
WIDTH	2,035
HEIGHT	1,200
FRAME TYPE	ALUMINIUM
FRAME FINISH	POWDERCOATED
FRAME COLOUR	BLUESCOPE BASALT
GLAZING TYPE	OBSCURE SAFETY
ACCESSORIES	GS
ADDITIONAL NOTES	

DOUBLE-HUNG WINDOWS							
CODE	D14	D15	D26	D28	D30	D31	D32
OPERATION TYPE	DOUBLE HUNG	DOUBLE HUNG	DOUBLE HUNG	DOUBLE HUNG	DOUBLE HUNG	DOUBLE HUNG	DOUBLE HUNG
QTY	1	1	1	1	1	1	1
NOM. HEAD HEIGHT	2,450	2,450	2,450	2,450	2,450	2,450	2,450
PREVIEW							
NOM. SILL HEIGHT	1,200	1,200	1,200	1,200	1,200	1,200	1,200
WIDTH	1,400	1,515	2,600	2,885	3,065	3,100	3,240
HEIGHT	1,250	1,250	1,250	1,250	1,250	1,250	1,250
FRAME TYPE	ALUMINIUM	ALUMINIUM	ALUMINIUM	ALUMINIUM	ALUMINIUM	ALUMINIUM	ALUMINIUM
FRAME FINISH	POWDERCOATED	POWDERCOATED	POWDERCOATED	POWDERCOATED	POWDERCOATED	POWDERCOATED	POWDERCOATED
FRAME COLOUR	BLUESCOPE BASALT	BLUESCOPE BASALT	BLUESCOPE BASALT	BLUESCOPE BASALT	BLUESCOPE BASALT	BLUESCOPE BASALT	BLUESCOPE BASALT
GLAZING TYPE	CLEAR SAFETY	CLEAR SAFETY	CLEAR SAFETY	CLEAR SAFETY	CLEAR SAFETY	CLEAR SAFETY	CLEAR SAFETY
ACCESSORIES							
ADDITIONAL NOTES	SASHLESS	SASHLESS	SASHLESS	SASHLESS	SASHLESS	SASHLESS	SASHLESS



TONIC ARCHITECTURE + DESIGN

WWW.TONIC.CC | + 617 3852 5100
Unit 5, 5-7 O'Connell Tce, Bowen Hills | Q 4006

CLIENT

CASINO RSM

PROJECT

REFURBISHMENT OF THE
ROYAL HOTEL | 130 WALKER
ST | CASINO NSW 2470 AU

DRAWING NAME

DOOR AND WINDOW
SCHEDULE

DWG No.

A_1000

PROJECT No.

21.06026

REV.

04

SCALE - REFER DRAWING - DO NOT SCALE PAGES

PLOT DATE

16/04/2024

MODEL LOCATION - 1:1 TONIC PROJECTS\21-06026_The Royal Hotel Refurbishment RSM Clia_Casino\A_DOCUMENTATION\ARCHICAD\MODEL\21_06026_Model_DD_240318.plt

FOR APPROVAL


Document Set ID: 1924319
Version: 1, Version Date: 08/05/2024

GENERAL NOTES

The builder shall check and verify all dimensions and verify all errors and omissions to the architect prior to undertaking any works. >Do not scale the drawings. >Drawings shall not be used for construction purposes until issued by the architect for construction. >Calculations are indicative only and shall not be used to calculate quantities for tender, supply or manufacture. >This drawing is copyright and cannot be reproduced in whole or in part via any medium without written permission of the author.

INDOOR FURNITURE SCHEDULE																
CODE	FU01	FU02	FU03	FU03	FU04	FU05	FU06	FU07	FU08	FU09	FU10	FU11	FU14	MF01	MF03	X1
FURNITURE TYPE	CHAIR	GAMING STOOL	BAR-STOOL	BAR-STOOL	BAR-STOOL, HIGH-BACK	TUB CHAIR	TUFFET	TABLE 2-SEAT	TABLE 4-SEAT	DRY BAR	LOW TABLE	LOW TABLE	HIGH-TABLE 6-SEAT	BED, LONG SINGLE	BED, QUEEN	CHAIR
PLAN VIEW																
3D VIEW																
QTY	32	12	8	18	16	6	7	14	6	4	5	1	3	20	2	3
LENGTH	488	540	400	400	588	640	400	700	800	600	600	600	1,500	920	1,530	488
WIDTH	523	501	400	400	517	646	400	600	800	600	600	600	700	2,030	2,030	523
HEIGHT	1,000	1,000	750	750	1,084	730	300	720	720	1,050	450	450	1,100	660	660	1,000
LOCATION	INDOOR DINING	INDOOR GAMING	MAIN BAR	SPORTS BAR	SPORTS BAR	MAIN BAR	MAIN BAR	INDOOR DINING	INDOOR DINING	SPORTS BAR	MAIN BAR	MAIN BAR	SPORTS BAR	MOTEL ROOM	MOTEL ROOM	X1
ADDITIONAL NOTES																

OUTDOOR FURNITURE SCHEDULE											
CODE	FU02	OF01	OF02	OF03	OF04	OF05	OF06	OF07	OF08	OF09	OF10
FURNITURE TYPE	GAMING STOOL	BAR-STOOL	BAR-STOOL	STOOL	CHAIR	BAR-STOOL, HIGH-BACK	LOW TABLE	TABLE 4-SEAT	TABLE 6-SEAT	HIGH-TABLE 8-SEAT	TABLE 6-SEAT
PLAN VIEW											
3D VIEW											
QTY	6	6	10	16	98	32	2	8	8	4	3
LENGTH	540	400	400	400	532	588	600	800	1,500	2,100	1,600
WIDTH	501	400	400	400	516	517	600	800	800	800	1,600
HEIGHT	1,000	750	750	550	1,000	1,084	450	750	750	1,050	750
LOCATION	OUTDOOR GAMING	DOSA	VERANDAH LEANER	BEER GARDEN LEANER	BEER GARDEN DINING	BEER GARDEN HIGH-TABLE	BEER GARDEN BANQUETTE	BEER GARDEN DINING	BEER GARDEN DINING	BEER GARDEN HIGH-TABLE	BEER GARDEN DINING
ADDITIONAL NOTES											



TONIC ARCHITECTURE + DESIGN

WWW.TONIC.CC | + 617 3852 5100

Unit 5, 5-7 O'Connell Tce, Bowen Hills | Q 4006

CLIENT

CASINO RSM

PROJECT

REFURBISHMENT OF THE ROYAL HOTEL | 130 WALKER ST | CASINO NSW 2470 AU

DRAWING NAME

FURNITURE SCHEDULE

DWG No. A_1001

PROJECT No. 21_06026

REV. 03

SCALE - REFER DRAWING - DO NOT SCALE PAGES

	m ²
SITE AREA	1,801
PROPOSED SITE COVER	968 (54%)
EXISTING SITE COVER	1,044 (58%)

GENERAL DEMOLITION NOTES

> REMOVE / DEMOLISH AND DISPOSE OF ITEMS AS SPECIFIED ONLY - ADDITIONAL DEMOLITION WORKS NOT TO BE CARRIED OUT UNLESS ADVISED / CONFIRMED BY ARCHITECT

> CONFIRM WITH STRUCTURAL ENGINEER PRIOR TO COMMENCEMENT OF ANY DEMOLITION OR CONSTRUCTION WORKS TO ALLOW FOR TEMPORARY STRUCTURAL SUPPORT / SCAFFOLDS / STREET PROTECTION

> EXPOSED SURFACES, ELEMENTS AND CONNECTIONS AFTER DEMOLITION TO BE MADE GOOD AND PREPPED FOR NEW WORKS

> CONFIRM ALL LOCATIONS, DIMENSIONS, LEVELS AND/OR EXTENTS OF ALL DEMOLITION AND RENOVATION WORKS ON-SITE, PRIOR TO COMMENCEMENT OF ALL WORKS

> ANY ASBESTOS MATERIAL TO BE IDENTIFIED PRIOR TO UNDERTAKING ANY DEMOLITION WORKS; ALL ASBESTOS MATERIAL TO BE REMOVED AND DISPOSED OF BY A LICENSED PERSON ONLY

> NO DEMOLITION WORKS SHALL BE UNDERTAKEN UNTIL CONFIRMATION HAS BEEN RECEIVED OF DISCONNECTION OF ALL SERVICES TO THE SITE;

DEMOLITION LEGEND

--- EXISTING FABRIC
--- TO REMAIN

--- EXISTING FABRIC
--- TO DEMOLISH

GENERAL AREA
TO DEMOLISH

DEMOLITION CODES (REFER HATCHED AREAS AS SHOWN)

01 INTERIOR WALL AND ANY ASSOCIATED HEADS, NIBS ETC. TO BE REMOVED

02 FLOOR COVERINGS AND ASSOCIATED SUBSTRATE TREATMENTS TO BE REMOVED

03 WET AREA FITTINGS AND FIXTURES TO BE REMOVED, GENERALLY

04 KITCHEN EQUIPMENT, FITTINGS AND FIXED SHELVING TO BE REMOVED

05 BAR, ASSOCIATED EQUIPMENT AND SHELVING TO BE REMOVED

06 DOOR / WINDOW AND ASSOCIATED REVEALS AND JAMB LINERS TO BE REMOVED

07 CUT OPENING IN EXISTING WALL FOR NEW DOOR / WINDOW

08 FLOOR SLAB TO BE REMOVED, GENERALLY

09 ENTIRE ROOF STRUCTURE TO BE REMOVED

10 FENCING / GATES AND ASSOCIATED STRUCTURAL ELEMENTS TO BE REMOVED

WORKPLACE HEALTH + SAFETY GENERAL NOTES

FALLS, SLIPS, TRIPS [WORKING AT HEIGHTS DURING CONSTRUCTION]

WHERE ANY CONSTRUCTION WILL REQUIRE PERSONNEL TO BE WORKING AT A HEIGHT ABOVE TWO METRES, THE BUILDER SHALL PROVIDE A SUITABLE BARRIER IN LOCATIONS WHERE THERE IS A POSSIBILITY OF FALLING

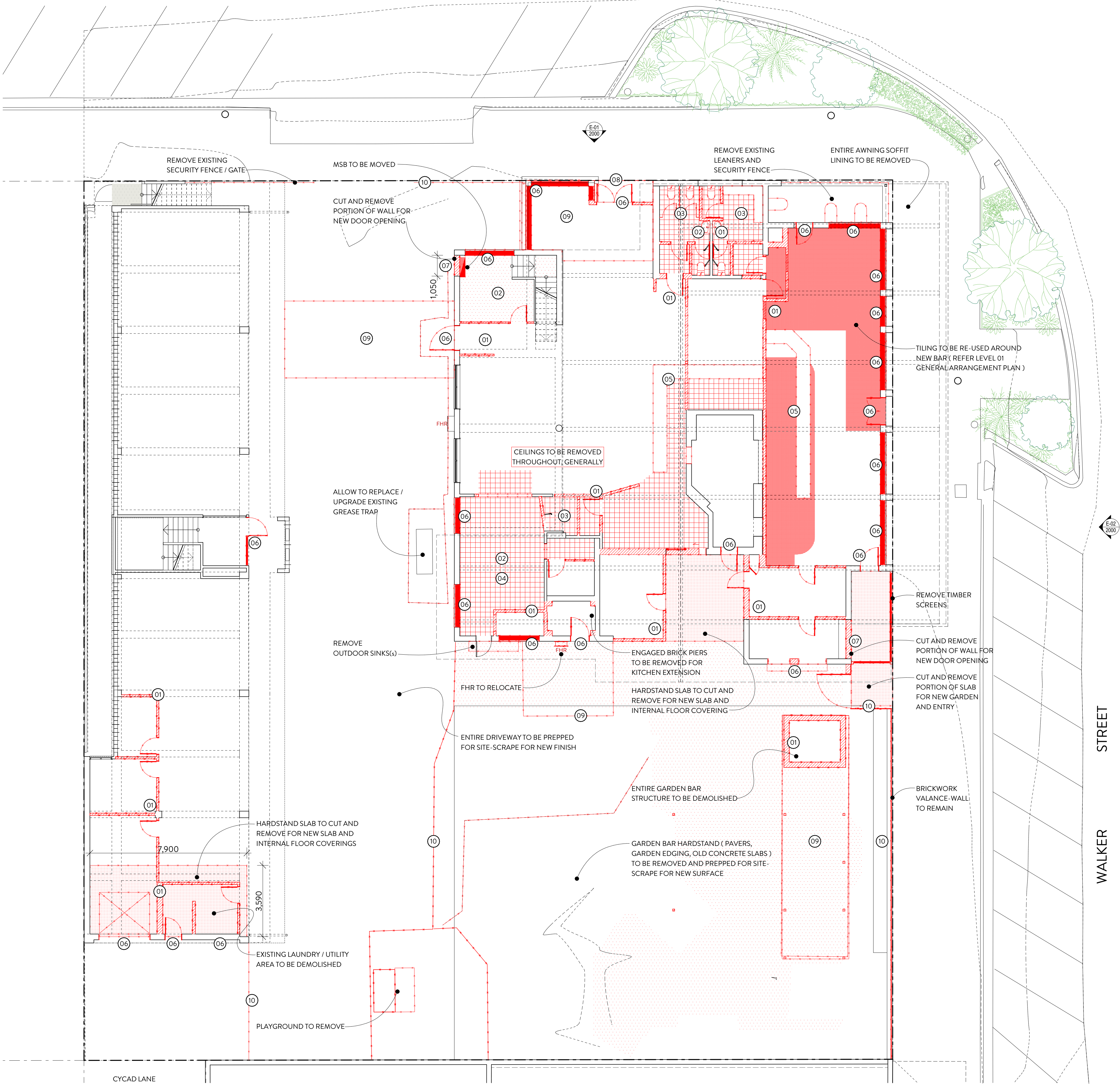
[DURING OPERATION OR MAINTENANCE]

WHERE SCAFFOLDING IS APPROPRIATE: SCAFFOLDING, LADDERS OR TRESTLES SHALL BE EMPLOYED IN ACCORDANCE WITH RELEVANT CODES OF PRACTICE, REGULATIONS AND LEGISLATION; BY A COMPETENT, LICENSED PERSON; WHERE ANY TYPE OF MAINTENANCE OR OPERATIONS IS REQUIRED AT HEIGHTS IN EXCESS OF TWO METRES

WHERE SCAFFOLDING, LADDERS OR TRESTLES IS INAPPROPRIATE: FALL BARRIERS AND / OR PERSONAL PROTECTIVE EQUIPMENT IS TO BE EMPLOYED WHERE ANY TYPE OF MAINTENANCE OR OPERATIONS IS REQUIRED AT HEIGHTS IN EXCESS OF TWO METRES

FALL ARREST SYSTEMS AND / OR ANCHORAGE POINTS FOR PORTABLE FALL BARRIERS SHALL BE INSTALLED IN APPROPRIATE LOCATIONS WHERE PERSONNEL MAY BE REQUIRED TO WORK AT HEIGHTS IN EXCESS OF TWO METRES, AT ALL TIMES; BY COMPETENT, LICENSED PERSONNEL THESE SYSTEMS SHALL BE INSPECTED AND MAINTAINED PERIODICALLY BY A QUALIFIED PROFESSIONAL

CANTERBURY STREET



CYCAD LANE

1

LEVEL 01 DEMOLITION PLAN

SCALE 1:100 @ A1


SCALE 1:200 @ A3

DEVELOPMENT APPROVAL

GENERAL NOTES

The builder shall check and verify all dimensions and verify all errors and omissions to the architect prior to undertaking any works. >Do not scale the drawings. >Drawings shall not be used for construction purposes until issued by the architect for construction. >Calculations are indicative only and shall not be used to calculate quantities for tender, supply or manufacture. >This drawing is copyright and cannot be reproduced in whole or in part via any medium without written permission of the author.

REV.	DESCRIPTION	INT.	DATE
04	developed design final	nr	16.04.24
03	developed design	nr	12.04.24
02	prelim. developed design	nr	22.03.24
01	prelim. schematic design	nr	05.03.24



TONIC ARCHITECTURE + DESIGN

WWW.TONIC.CC | + 617 3852 5100

Unit 5, 5-7 O'Connell Tce, Bowen Hills | Q 4006

CLIENT

CASINO RSM

PROJECT

REFURBISHMENT OF THE
ROYAL HOTEL | 130 WALKER
ST | CASINO NSW 2470 AU

DRAWING NAME

LEVEL 01 DEMOLITION PLAN



PROJECT No.

21.06026

DWG No.

A_1050

REV.

04

SCALE - REFER DRAWING - DO NOT SCALE PAGES

PLOT DATE

16/04/2024

MODEL LOCATION - T:\TONIC PROJECTS\21-06026-The Royal Hotel Refurbishment RSM Clia_Casino\A_DOCUMENTATION\ARCHICAD\MODEL\21_06026_Model_DD_240318.plt

FOR APPROVAL

Document Set ID: T924319

Version: 1, Version Date: 08/05/2024

	m ²
SITE AREA	1,801
PROPOSED SITE COVER	968 (54%)
EXISTING SITE COVER	1,044 (58%)

GENERAL DEMOLITION NOTES

> REMOVE / DEMOLISH AND DISPOSE OF ITEMS AS SPECIFIED ONLY - ADDITIONAL DEMOLITION WORKS NOT TO BE CARRIED OUT UNLESS ADVISED / CONFIRMED BY ARCHITECT

> CONFIRM WITH STRUCTURAL ENGINEER PRIOR TO COMMENCEMENT OF ANY DEMOLITION OR CONSTRUCTION WORKS TO ALLOW FOR TEMPORARY STRUCTURAL SUPPORT / SCAFFOLDS / STREET PROTECTION

> EXPOSED SURFACES, ELEMENTS AND CONNECTIONS AFTER DEMOLITION TO BE MADE GOOD AND PREPPED FOR NEW WORKS

> CONFIRM ALL LOCATIONS, DIMENSIONS, LEVELS AND/OR EXTENTS OF ALL DEMOLITION AND RENOVATION WORKS ON-SITE, PRIOR TO COMMENCEMENT OF ALL WORKS

> ANY ASBESTOS MATERIAL TO BE IDENTIFIED PRIOR TO UNDERTAKING ANY DEMOLITION WORKS; ALL ASBESTOS MATERIAL TO BE REMOVED AND DISPOSED OF BY A LICENSED PERSON ONLY

> NO DEMOLITION WORKS SHALL BE UNDERTAKEN UNTIL CONFIRMATION HAS BEEN RECEIVED OF DISCONNECTION OF ALL SERVICES TO THE SITE;

DEMOLITION LEGEND

- EXISTING FABRIC TO REMAIN
- EXISTING FABRIC TO DEMOLISH
- GENERAL AREA TO DEMOLISH

DEMOLITION CODES

(REFER HATCHED AREAS AS SHOWN)

- 01 INTERIOR WALL AND ANY ASSOCIATED HEADS, NIBS ETC. TO BE REMOVED
- 02 FLOOR COVERINGS AND ASSOCIATED SUBSTRATE TREATMENTS TO BE REMOVED
- 03 WET AREA FITTINGS AND FIXTURES TO BE REMOVED, GENERALLY
- 04 KITCHEN EQUIPMENT, FITTINGS AND FIXED SHELIVING TO BE REMOVED
- 05 BAR, ASSOCIATED EQUIPMENT AND SHELIVING TO BE REMOVED
- 06 DOOR / WINDOW AND ASSOCIATED REVEALS AND JAMB LINERS TO BE REMOVED
- 07 CUT OPENING IN EXISTING WALL FOR NEW DOOR / WINDOW
- 08 FLOOR SLAB TO BE REMOVED, GENERALLY
- 09 ENTIRE ROOF STRUCTURE TO BE REMOVED
- 10 FENCING / GATES AND ASSOCIATED STRUCTURAL ELEMENTS TO BE REMOVED

WORKPLACE HEALTH + SAFETY GENERAL NOTES

FALLS, SLIPS, TRIPS [WORKING AT HEIGHTS DURING CONSTRUCTION]

WHERE ANY CONSTRUCTION WILL REQUIRE PERSONNEL TO BE WORKING AT A HEIGHT ABOVE TWO METRES, THE BUILDER SHALL PROVIDE A SUITABLE BARRIER IN LOCATIONS WHERE THERE IS A POSSIBILITY OF FALLING

[DURING OPERATION OR MAINTENANCE]

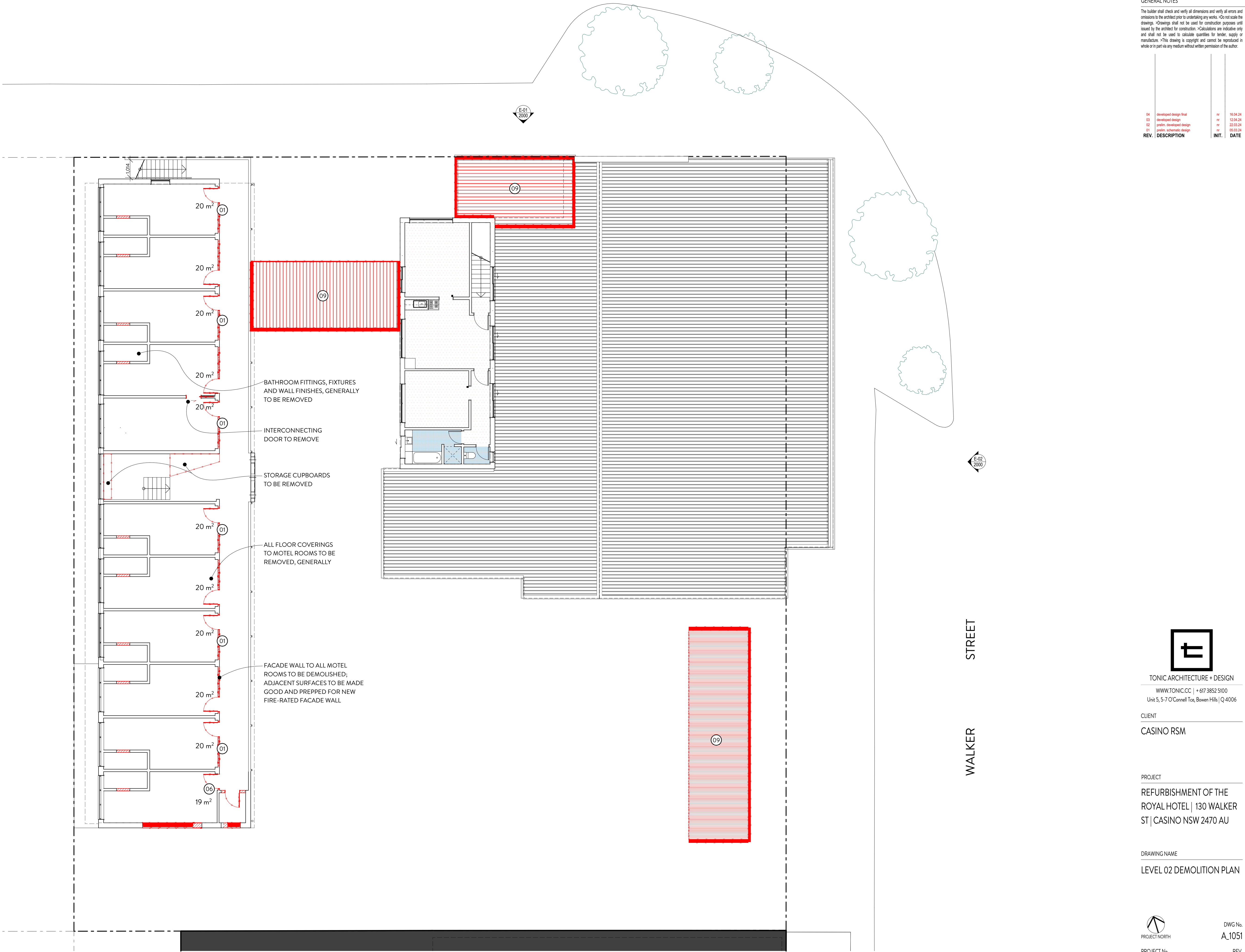
WHERE SCAFFOLDING IS APPROPRIATE: SCAFFOLDING, LADDERS OR TRESTLES SHALL BE EMPLOYED IN ACCORDANCE WITH RELEVANT CODES OF PRACTICE, REGULATIONS AND LEGISLATION; BY A COMPETENT, LICENSED PERSON; WHERE ANY TYPE OF MAINTENANCE OR OPERATIONS IS REQUIRED AT HEIGHTS IN EXCESS OF TWO METRES

WHERE SCAFFOLDING, LADDERS OR TRESTLES IS INAPPROPRIATE: FALL BARRIERS AND / OR PERSONAL PROTECTIVE EQUIPMENT IS TO BE EMPLOYED WHERE ANY TYPE OF MAINTENANCE OR OPERATIONS IS REQUIRED AT HEIGHTS IN EXCESS OF TWO METRES

FALL ARREST SYSTEMS AND / OR ANCHORAGE POINTS FOR PORTABLE FALL BARRIERS SHALL BE INSTALLED IN APPROPRIATE LOCATIONS WHERE PERSONNEL MAY BE REQUIRED TO WORK AT HEIGHTS IN EXCESS OF TWO METRES, AT ALL TIMES; BY COMPETENT, LICENSED PERSONNEL. THESE SYSTEMS SHALL BE INSPECTED AND MAINTAINED PERIODICALLY BY A QUALIFIED PROFESSIONAL

CANTERBURY

STREET



1 LEVEL 02 DEMOLITION PLAN


SCALE 1:100 @ A1
SCALE 1:200 @ A3

DEVELOPMENT APPROVAL

GENERAL NOTES

The builder shall check and verify all dimensions and verify all errors and omissions to the architect prior to undertaking any works. >Do not scale the drawings. >Drawings shall not be used for construction purposes until issued by the architect for construction. >Calculations are indicative only and shall not be used to calculate quantities for tender, supply or manufacture. >This drawing is copyright and cannot be reproduced in whole or in part via any medium without written permission of the author.

REV.	DESCRIPTION	INT.	DATE
04	developed design final	nr	16.04.24
03	developed design	nr	12.04.24
02	prelim. developed design	nr	22.03.24
01	prelim. schematic design	nr	05.03.24



TONIC ARCHITECTURE + DESIGN

WWW.TONIC.CC | + 617 3852 5100
Unit 5, 5-7 O'Connell Tce, Bowen Hills | Q 4006

CLIENT

CASINO RSM

PROJECT

REFURBISHMENT OF THE
ROYAL HOTEL | 130 WALKER
ST | CASINO NSW 2470 AU

DRAWING NAME

LEVEL 02 DEMOLITION PLAN



PROJECT No.
21.06026

DWG No.
A_1051

REV.
04

SCALE - REFER DRAWING - DO NOT SCALE PAGES

PLOT DATE

16/04/2024

MODEL LOCATION - T:\TONIC PROJECTS\21-06026-The Royal Hotel Refurbishment RSM Clia_Casino\A_DOCUMENTATION\ARCHICAD\MODEL\21_06026_Model_DD_240318.plt

FOR APPROVAL

Document Set ID: 1924319

Version: 1, Version Date: 08/05/2024

GENERAL NOTES

The builder shall check and verify all dimensions and verify all errors and omissions to the architect prior to undertaking any works. >Do not scale the drawings. >Drawings shall not be used for construction purposes until issued by the architect for construction. >Calculations are indicative only and shall not be used to calculate quantities for tender, supply or manufacture. >This drawing is copyright and cannot be reproduced in whole or in part via any medium without written permission of the author.

03	developed design final	nr	16.04.24
02	developed design	nr	12.04.24
01	prelim design/develop design	nr	22.03.24
REV.	DESCRIPTION	INT.	DATE

GENERAL DEMOLITION NOTES

> REMOVE / DEMOLISH AND DISPOSE OF ITEMS AS SPECIFIED ONLY - ADDITIONAL DEMOLITION WORKS NOT TO BE CARRIED OUT UNLESS ADVISED / CONFIRMED BY ARCHITECT

> CONFIRM WITH STRUCTURAL ENGINEER PRIOR TO COMMENCEMENT OF ANY DEMOLITION OR CONSTRUCTION WORKS TO ALLOW FOR TEMPORARY STRUCTURAL SUPPORT / SCAFFOLDS / STREET PROTECTION

> EXPOSED SURFACES, ELEMENTS AND CONNECTIONS AFTER DEMOLITION TO BE MADE GOOD AND PREPPED FOR NEW WORKS

> CONFIRM ALL LOCATIONS, DIMENSIONS, LEVELS AND/OR EXTENTS OF ALL DEMOLITION AND RENOVATION WORKS ON-SITE, PRIOR TO COMMENCEMENT OF ALL WORKS

> ANY ASBESTOS MATERIAL TO BE IDENTIFIED PRIOR TO UNDERTAKING ANY DEMOLITION WORKS; ALL ASBESTOS MATERIAL TO BE REMOVED AND DISPOSED OF BY A LICENSED PERSON ONLY

> NO DEMOLITION WORKS SHALL BE UNDERTAKEN UNTIL CONFIRMATION HAS BEEN RECEIVED OF DISCONNECTION OF ALL SERVICES TO THE SITE;

DEMOLITION LEGEND

- EXISTING FABRIC TO REMAIN
- EXISTING FABRIC TO DEMOLISH
- GENERAL AREA TO DEMOLISH

DEMOLITION CODES
(REFER HATCHED AREAS AS SHOWN)

- INTERIOR WALL AND ANY ASSOCIATED HEADS, NIBS ETC. TO BE REMOVED
- FLOOR COVERINGS AND ASSOCIATED SUBSTRATE TREATMENTS TO BE REMOVED
- WET AREA FITTINGS AND FIXTURES TO BE REMOVED, GENERALLY
- KITCHEN EQUIPMENT, FITTINGS AND FIXED SHELVING TO BE REMOVED
- BAR, ASSOCIATED EQUIPMENT AND SHELVING TO BE REMOVED
- DOOR / WINDOW AND ASSOCIATED REVEALS AND JAMB LINERS TO BE REMOVED
- CUT OPENING IN EXISTING WALL FOR NEW DOOR / WINDOW
- FLOOR SLAB TO BE REMOVED, GENERALLY
- ENTIRE ROOF STRUCTURE TO BE REMOVED
- FENCING / GATES AND ASSOCIATED STRUCTURAL ELEMENTS TO BE REMOVED

WORKPLACE HEALTH + SAFETY GENERAL NOTES

FALLS, SLIPS, TRIPS [WORKING AT HEIGHTS DURING CONSTRUCTION]

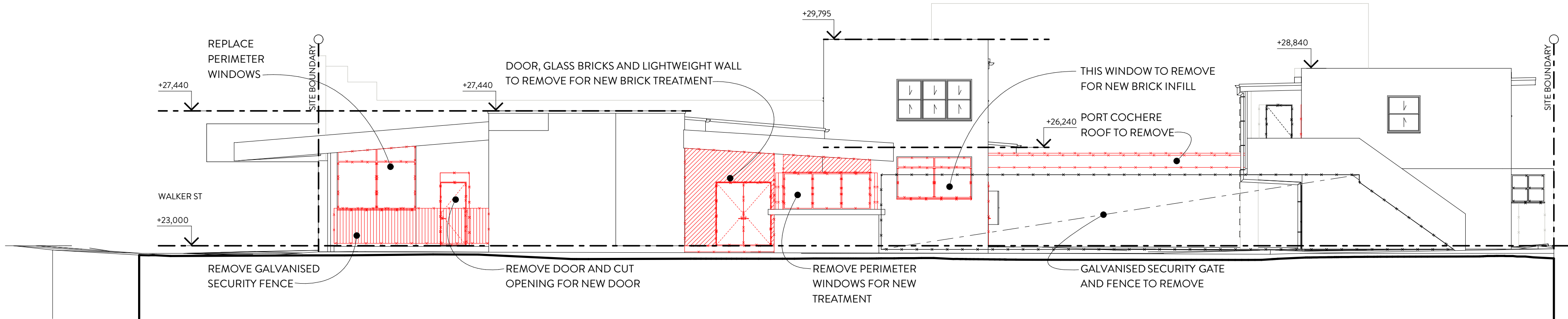
WHERE ANY CONSTRUCTION WILL REQUIRE PERSONNEL TO BE WORKING AT A HEIGHT ABOVE TWO METRES, THE BUILDER SHALL PROVIDE A SUITABLE BARRIER IN LOCATIONS WHERE THERE IS A POSSIBILITY OF FALLING

[DURING OPERATION OR MAINTENANCE]

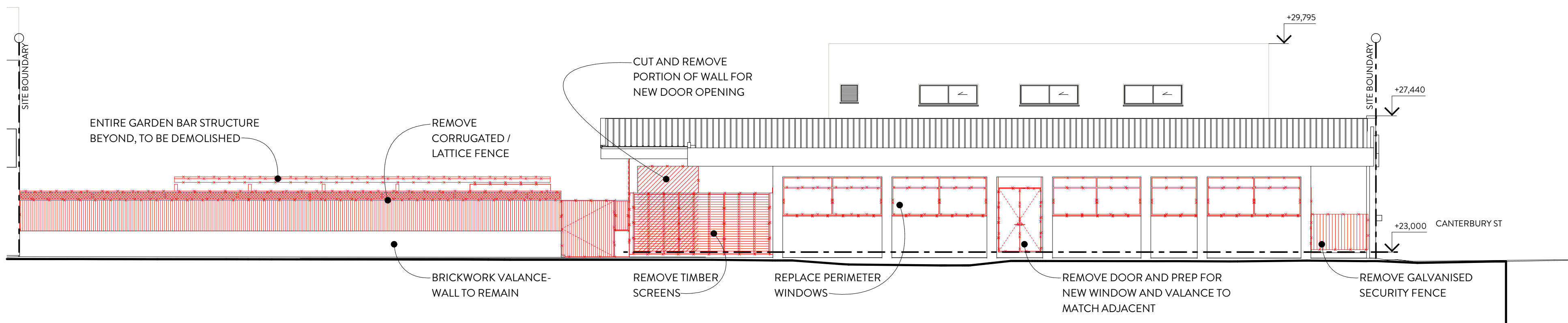
WHERE SCAFFOLDING IS APPROPRIATE: SCAFFOLDING, LADDERS OR TRESTLES SHALL BE EMPLOYED IN ACCORDANCE WITH RELEVANT CODES OF PRACTICE, REGULATIONS AND LEGISLATION; BY A COMPETENT, LICENSED PERSON; WHERE ANY TYPE OF MAINTENANCE OR OPERATIONS IS REQUIRED AT HEIGHTS IN EXCESS OF TWO METRES

WHERE SCAFFOLDING, LADDERS OR TRESTLES IS INAPPROPRIATE: FALL BARRIERS AND / OR PERSONAL PROTECTIVE EQUIPMENT IS TO BE EMPLOYED WHERE ANY TYPE OF MAINTENANCE OR OPERATIONS IS REQUIRED AT HEIGHTS IN EXCESS OF TWO METRES


FALL ARREST SYSTEMS AND / OR ANCHORAGE POINTS FOR PORTABLE FALL BARRIERS SHALL BE INSTALLED IN APPROPRIATE LOCATIONS WHERE PERSONNEL MAY BE REQUIRED TO WORK AT HEIGHTS IN EXCESS OF TWO METRES, AT ALL TIMES; BY COMPETENT, LICENSED PERSONNEL. THESE SYSTEMS SHALL BE INSPECTED AND MAINTAINED PERIODICALLY BY A QUALIFIED PROFESSIONAL



E-01 NORTH ELEVATION WITH DEMOLITION
SCALE 1:100 @ A1
SCALE 1:200 @ A3



E-02 EAST ELEVATION WITH DEMOLITION
SCALE 1:100 @ A1
SCALE 1:200 @ A3



TONIC ARCHITECTURE + DESIGN

WWW.TONIC.CC | + 617 3852 5100
Unit 5, 5-7 O'Connell Tce, Bowen Hills | Q 4006

CLIENT

CASINO RSM

PROJECT

REFURBISHMENT OF THE
ROYAL HOTEL | 130 WALKER
ST | CASINO NSW 2470 AU

DRAWING NAME

LEVEL 02 DEMOLITION
ELEVATIONS



PROJECT NORTH

PROJECT No.
21.06026

DWG No.

A_1052

REV.

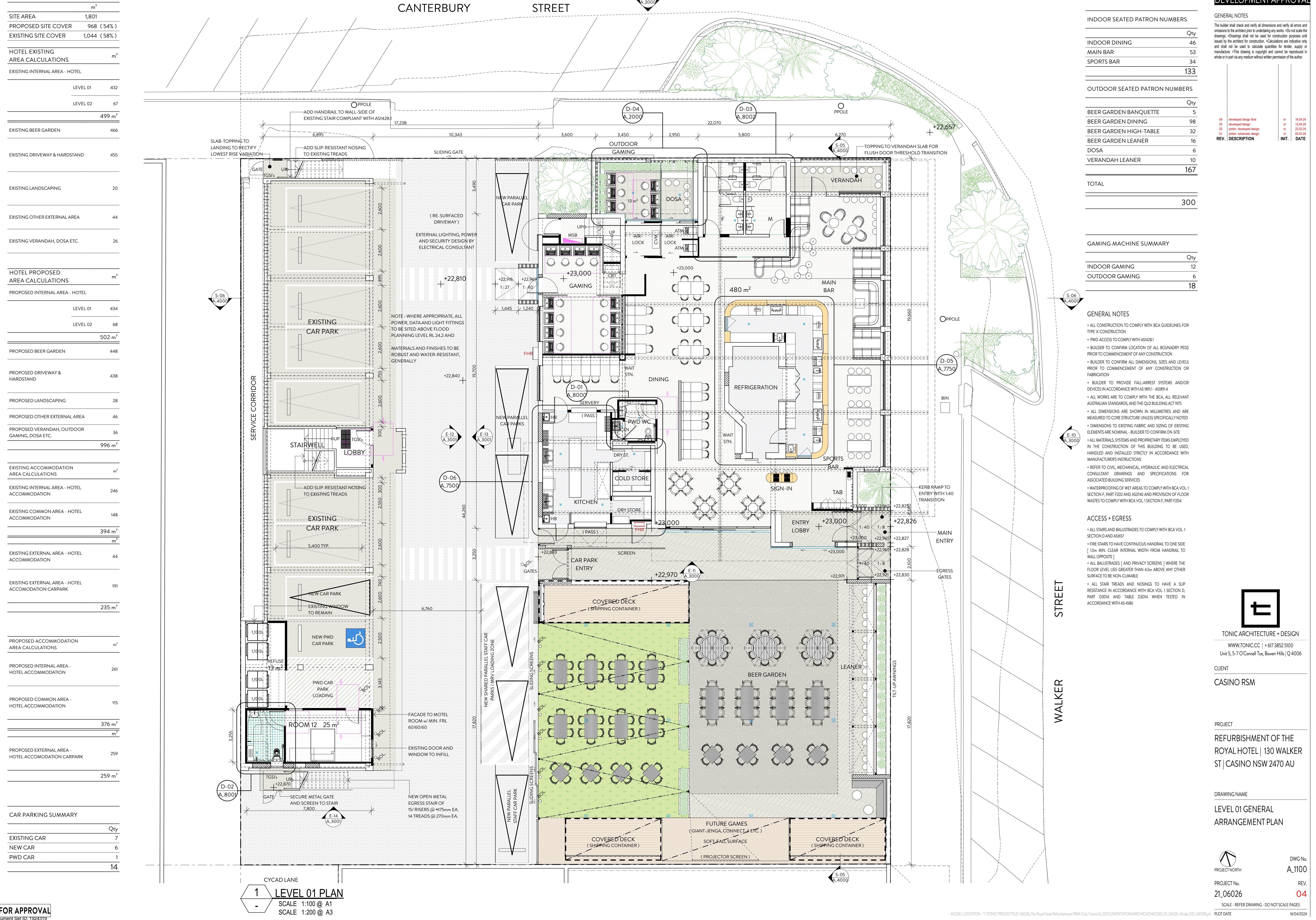
03

SCALE - REFER DRAWING - DO NOT SCALE PAGES

PLOT DATE

16/04/2024

MODEL LOCATION - T:\TONIC PROJECTS\21-06026-The Royal Hotel Refurbishment RSM C&A_Casino\A_DOCUMENTATION\ARCHICAD\MODEL\21_06026_Model_DD_240318.plt



SITE AREA		1,801	
PROPOSED SITE COVER		968 (54%)	
EXISTING SITE COVER		1,044 (58%)	
HOTEL EXISTING AREA CALCULATIONS		m ²	
EXISTING INTERNAL AREA - HOTEL			
LEVEL 01	432		
LEVEL 02	67		
		499 m ²	
EXISTING BEER GARDEN		466	
EXISTING DRIVEWAY & HARDSTAND		455	
EXISTING LANDSCAPING		20	
EXISTING OTHER EXTERNAL AREA		44	
EXISTING VERANDAH, DOSA ETC.		26	
HOTEL PROPOSED AREA CALCULATIONS		m ²	
PROPOSED INTERNAL AREA - HOTEL			
LEVEL 01	434		
LEVEL 02	68		
		502 m ²	
PROPOSED BEER GARDEN		448	
PROPOSED DRIVEWAY & HARDSTAND		438	
PROPOSED LANDSCAPING		28	
PROPOSED OTHER EXTERNAL AREA		46	
PROPOSED VERANDAH, OUTDOOR GAMING, DOSA ETC.		36	
		996 m ²	
EXISTING ACCOMMODATION AREA CALCULATIONS		m ²	
EXISTING INTERNAL AREA - HOTEL ACCOMMODATION		246	
EXISTING COMMON AREA - HOTEL ACCOMMODATION		148	
		394 m ²	
EXISTING EXTERNAL AREA - HOTEL ACCOMMODATION		44	
EXISTING EXTERNAL AREA - HOTEL ACCOMMODATION CARPARK		191	
		235 m ²	
PROPOSED ACCOMMODATION AREA CALCULATIONS		m ²	
PROPOSED INTERNAL AREA - HOTEL ACCOMMODATION		261	
PROPOSED COMMON AREA - HOTEL ACCOMMODATION		115	
		376 m ²	
PROPOSED EXTERNAL AREA - HOTEL ACCOMMODATION CARPARK		259	
		259 m ²	
CAR PARKING SUMMARY		Qty	
EXISTING CAR		7	
NEW CAR		6	
PWD CAR		1	
		14	

INDOOR SEATED PATRON NUMBERS	
	Qty
INDOOR DINING	46
MAIN BAR	53
SPORTS BAR	34
	133
OUTDOOR SEATED PATRON NUMBERS	
	Qty
BEER GARDEN BANQUETTE	5
BEER GARDEN DINING	98
BEER GARDEN HIGH-TABLE	32
BEER GARDEN LEANER	16
DOSA	6
VERANDAH LEANER	10
	167
TOTAL	300
GAMING MACHINE SUMMARY	
	Qty
INDOOR GAMING	12
OUTDOOR GAMING	6
	18

GENERAL NOTES

- ALL CONSTRUCTION TO COMPLY WITH BCA GUIDELINES FOR TYPE A CONSTRUCTION
- PWD ACCESS TO COMPLY WITH AS1428.1
- BUILDER TO CONFIRM LOCATION OF ALL BOUNDARY PEGS PRIOR TO COMMENCEMENT OF ANY CONSTRUCTION
- BUILDER TO CONFIRM ALL DIMENSIONS, SIZES AND LEVELS PRIOR TO COMMENCEMENT OF ANY CONSTRUCTION OR FABRICATION
- BUILDER TO PROVIDE FALL-ARREST SYSTEMS AND/OR DEVICES IN ACCORDANCE WITH AS 1891.1 - AS 1891.4
- ALL WORKS ARE TO COMPLY WITH THE BCA, ALL RELEVANT AUSTRALIAN STANDARDS, AND THE QLD BUILDING ACT 1975
- ALL DIMENSIONS ARE SHOWN IN MILLIMETRES AND ARE MEASURED TO CORE STRUCTURE UNLESS SPECIFICALLY NOTED
- DIMENSIONS TO EXISTING FABRIC AND SIZING OF EXISTING ELEMENTS ARE NOMINAL - BUILDER TO CONFIRM ON-SITE
- ALL MATERIALS, SYSTEMS AND PROPRIETARY ITEMS EMPLOYED IN THE CONSTRUCTION OF THIS BUILDING TO BE USED, HANDLED AND INSTALLED STRICTLY IN ACCORDANCE WITH MANUFACTURER'S INSTRUCTIONS
- REFER TO CIVIL, MECHANICAL, HYDRAULIC AND ELECTRICAL CONSULTANT DRAWINGS AND SPECIFICATIONS FOR ASSOCIATED BUILDING SERVICES
- WATERPROOFING OF WET AREAS TO COMPLY WITH BCA VOL. 1 SECTION F, PART F202 AND AS3740 AND PROVISION OF FLOOR WASTES TO COMPLY WITH BCA VOL. 1 SECTION F, PART F204

ACCESS + EGRESS

- ALL STAIRS AND BALUSTRADES TO COMPLY WITH BCA VOL. 1 SECTION D AND AS1657
- FIRE STAIRS TO HAVE CONTINUOUS HANDRAIL TO ONE SIDE [10mm MIN. CLEAR INTERNAL WIDTH FROM HANDRAIL TO WALL OPPOSITE]
- ALL BALUSTRADES (AND PRIVACY SCREENS) WHERE THE FLOOR LEVEL LIES GREATER THAN 4.0m ABOVE ANY OTHER SURFACE TO BE NON-CLIMBABLE
- ALL STAIR TREADS AND NOSINGS TO HAVE A SLIP RESISTANCE IN ACCORDANCE WITH BCA VOL. 1 SECTION D, PART D3D14 AND TABLE D3D14 WHEN TESTED IN ACCORDANCE WITH AS 4586

04 developed design final

03 developed design

02 prelim. developed design

01 prelim. schematic design

REV.	DESCRIPTION	INT.	DATE
04	developed design final	nr	16/04/24
03	developed design	nr	12/04/24
02	prelim. developed design	nr	22/03/24
01	prelim. schematic design	nr	05/03/24

FOR APPROVAL

Document Set ID: 1924319

Version: 1, Version Date: 08/05/2024

TONIC ARCHITECTURE + DESIGN

WWW.TONIC.CC | + 617 3852 5100

Unit 5, 5-7 O'Connell Tce, Bowen Hills | Q 4006

CLIENT

CASINO RSM

PROJECT

REFURBISHMENT OF THE ROYAL HOTEL | 130 WALKER ST | CASINO NSW 2470 AU

DRAWING NAME

LEVEL 01 GENERAL ARRANGEMENT PLAN

PROJECT NORTH

PROJECT No. 21.06026

SCALE - REFER DRAWING - DO NOT SCALE PAGES

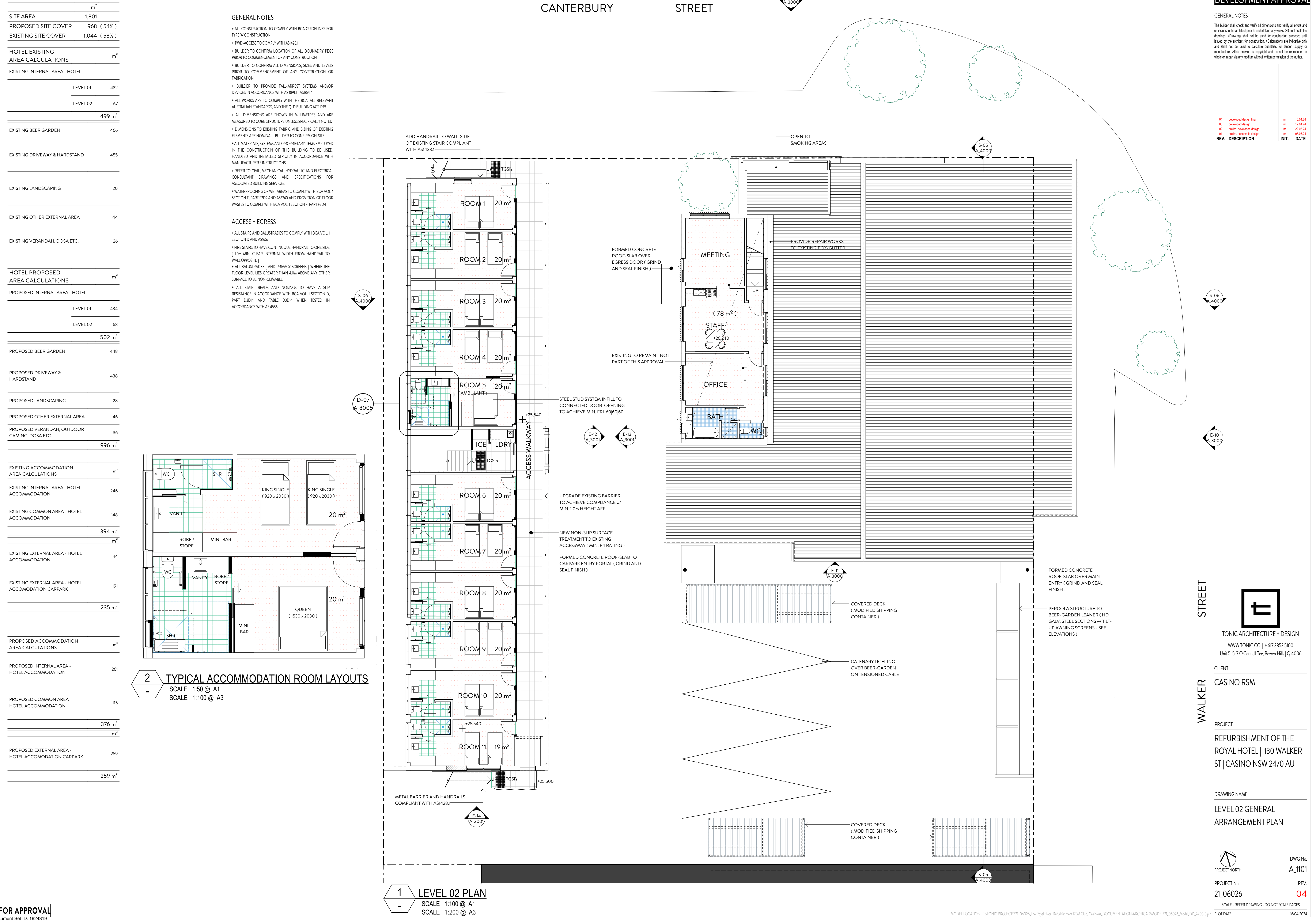
SCALE 1:100 @ A1

SCALE 1:200 @ A3

DWG No. A.1100

REV. 04

DATE 16/04/2024



GENERAL NOTES

- ALL CONSTRUCTION TO COMPLY WITH BCA GUIDELINES FOR TYPE A CONSTRUCTION
- PWD ACCESS TO COMPLY WITH AS1428.1
- BUILDER TO CONFIRM LOCATION OF ALL BOUNDARY PEGS PRIOR TO COMMENCEMENT OF ANY CONSTRUCTION
- BUILDER TO CONFIRM ALL DIMENSIONS, SIZES AND LEVELS PRIOR TO COMMENCEMENT OF ANY CONSTRUCTION OR FABRICATION
- BUILDER TO PROVIDE FALL ARREST SYSTEMS AND/OR DEVICES IN ACCORDANCE WITH AS 1891.1 - AS1891.4
- ALL WORKS ARE TO COMPLY WITH THE BCA, ALL RELEVANT AUSTRALIAN STANDARDS, AND THE QLD BUILDING ACT 1975
- ALL DIMENSIONS ARE SHOWN IN MILLIMETRES AND ARE MEASURED TO CORE STRUCTURE UNLESS SPECIFICALLY NOTED
- DIMENSIONS TO EXISTING FABRIC AND SIZING OF EXISTING ELEMENTS ARE NOMINAL - BUILDER TO CONFIRM ON-SITE
- ALL MATERIALS, SYSTEMS AND PROPRIETARY ITEMS EMPLOYED IN THE CONSTRUCTION OF THIS BUILDING TO BE USED, HANDLED AND INSTALLED STRICTLY IN ACCORDANCE WITH MANUFACTURER'S INSTRUCTIONS
- REFER TO CIVIL, MECHANICAL, HYDRAULIC AND ELECTRICAL CONSULTANT DRAWINGS AND SPECIFICATIONS FOR ASSOCIATED BUILDING SERVICES
- WATERPROOFING OF WET AREAS TO COMPLY WITH BCA VOL.1 SECTION F, PART F202 AND AS3740 AND PROVISION OF FLOOR WASTES TO COMPLY WITH BCA VOL.1 SECTION F, PART F204

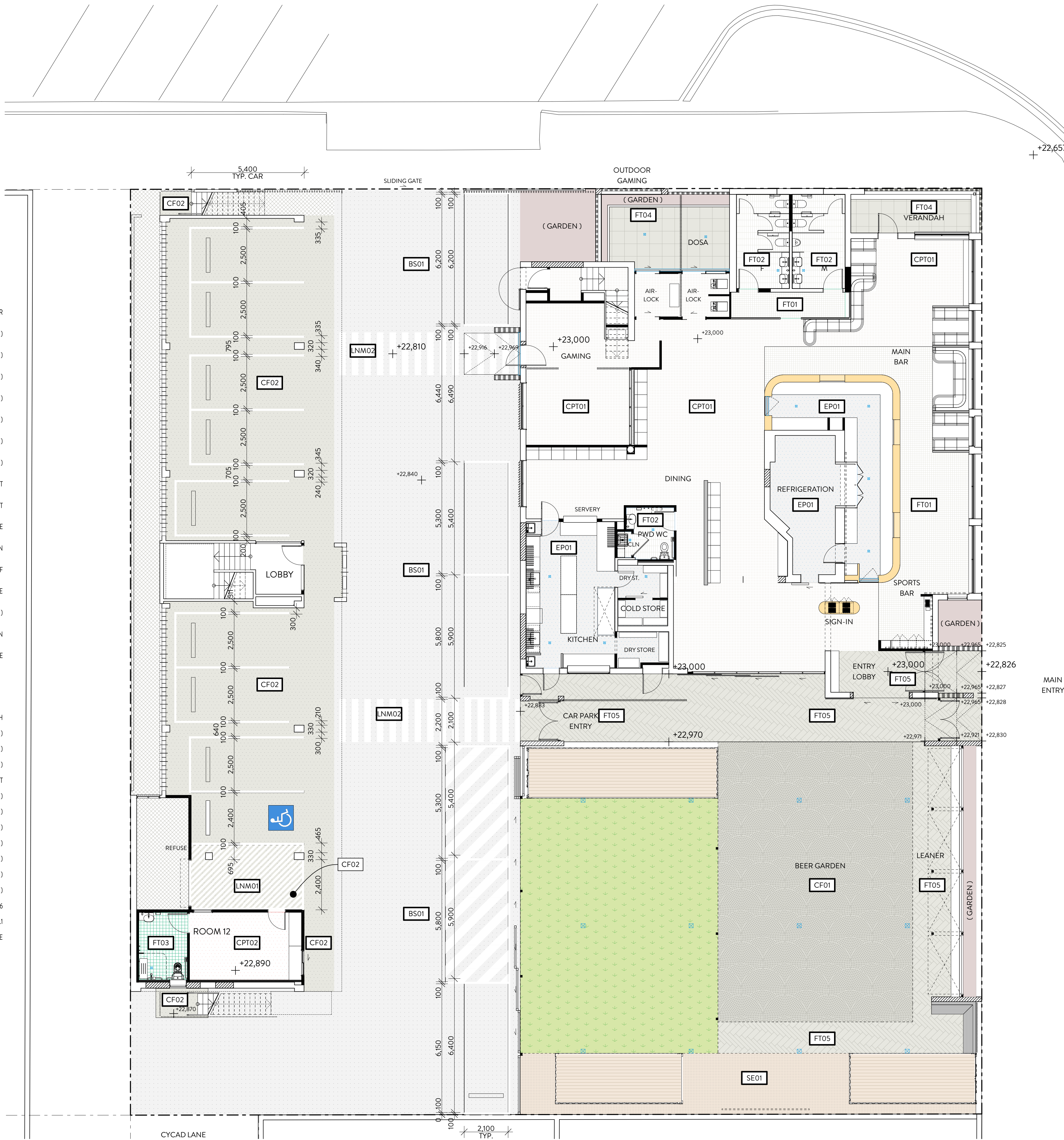
FLOOR FINISHES NOTES

CP01	FINISH CODE MARKER
	BATHROOM TILE (P5)
	EXISTING TILE (P4 TREATMENT)
	BATHROOM TILE (P5)
	EXTERNAL TILE (P4)
	FEATURE EXTERNAL TILE (P4)
	EXTERNAL TILE (P4)
	MMA RESIN COATING (P5)
	MOTEL CARPET
	AXMINSTER CARPET
	EXISTING PLAIN CONCRETE
	GARDEN
	TURF
	DECOMPOSED GRANITE
	EXISTING CONCRETE (P4 TREATMENT)
	BITUMEN
	STENCILED CONCRETE

FLOOR FINISHES CODES

BS01	BITUMIN DRIVEWAY FINISH
CF01	STENCILED CONCRETE (P4 TREATMENT)
CF02	EXISTING CONCRETE (P4 TREATMENT)
CPT01	WOVEN AXMINSTER CARPET (HOTEL)
CPT02	MOTEL CARPET
EP01	MMA RESIN / EPOXY COATING (P5)
FT01	EXISTING BAR TILE (ADD P4 TREATMENT)
FT02	BATHROOM FLOOR TILE (P5)
FT03	MOTEL BATHROOM FLOOR TILE (P5)
FT04	EXTERNAL FLOOR TILE (P4)
FT05	EXTERNAL FEATURE FLOOR TILE (P4)
FT06	EXTERNAL MOTEL FLOOR TILE (P4)
LNMO1	LINEMARKING COMPLIANT w/ AS2890.6
LNMO2	LINEMARKING COMPLIANT w/ AS2890.1
SE01	DECOMPOSED GRANITE

CANTERBURY STREET



WORKPLACE HEALTH + SAFETY GENERAL NOTES


- FALLS, SLIPS, TRIPS [WORKING AT HEIGHTS DURING CONSTRUCTION]
- WHERE ANY CONSTRUCTION WILL REQUIRE PERSONNEL TO BE WORKING AT A HEIGHT ABOVE TWO METRES, THE BUILDER SHALL PROVIDE A SUITABLE BARRIER IN LOCATIONS WHERE THERE IS A POSSIBILITY OF FALLING
- [DURING OPERATION OR MAINTENANCE]
- WHERE SCAFFOLDING IS APPROPRIATE: SCAFFOLDING, LADDERS OR TRESTLES SHALL BE EMPLOYED IN ACCORDANCE WITH RELEVANT CODES OF PRACTICE, REGULATIONS AND LEGISLATION, BY A COMPETENT, LICENSED PERSON; WHERE ANY TYPE OF MAINTENANCE OR OPERATIONS IS REQUIRED AT HEIGHTS IN EXCESS OF TWO METRES
- WHERE SCAFFOLDING, LADDERS OR TRESTLES IS INAPPROPRIATE: FALL BARRIERS AND / OR PERSONAL PROTECTIVE EQUIPMENT IS TO BE EMPLOYED WHERE ANY TYPE OF MAINTENANCE OR OPERATIONS IS REQUIRED AT HEIGHTS IN EXCESS OF TWO METRES
- FALL ARREST SYSTEMS AND / OR ANCHORAGE POINTS FOR PORTABLE FALL BARRIERS SHALL BE INSTALLED IN APPROPRIATE LOCATIONS WHERE PERSONNEL MAY BE REQUIRED TO WORK AT HEIGHTS IN EXCESS OF TWO METRES, AT ALL TIMES, BY COMPETENT, LICENSED PERSONNEL. THESE SYSTEMS SHALL BE INSPECTED AND MAINTAINED PERIODICALLY BY A QUALIFIED PROFESSIONAL.

DEVELOPMENT APPROVAL

GENERAL NOTES

The builder shall check and verify all dimensions and verify all errors and omissions to the architect prior to undertaking any works. >Do not scale the drawings. >Drawings shall not be used for construction purposes until issued by the architect for construction. >Calculations are indicative only and shall not be used to calculate quantities for tender, supply or manufacture. >This drawing is copyright and cannot be reproduced in whole or in part via any medium without written permission of the author.

REV.	DESCRIPTION	INT.	DATE
03	developed design final	nr	16/04/24
02	developed design	nr	12/04/24
01	prelim. developed design	nr	22/03/24



TONIC ARCHITECTURE + DESIGN
WWW.TONIC.CC | + 617 3852 5100
Unit 5, 5-7 O'Connell Tce, Bowen Hills | Q 4006

CLIENT
CASINO RSM

PROJECT
REFURBISHMENT OF THE
ROYAL HOTEL | 130 WALKER
ST | CASINO NSW 2470 AU

DRAWING NAME
LEVEL 01 FLOOR FINISH PLAN



PROJECT No.
21_06026

REV.
03

SCALE - REFER DRAWING - DO NOT SCALE PAGES
PLOT DATE

DWG No.
A_1600

MODEL LOCATION - 1:\TONIC PROJECTS\21-06026_The Royal Hotel Refurbishment RSM Qld_Casino\A_DOCUMENTATION\ARCH\CAD\MODEL\21_06026_Model_DD_240318.plt

PLOT DATE

16/04/2024

FOR APPROVAL

Document Set ID: 1924319

Version: 1, Version Date: 08/05/2024

1 LEVEL 01 FLOOR FINISH PLAN

SCALE 1:100 @ A1
SCALE 1:200 @ A3

GENERAL NOTES

- ALL CONSTRUCTION TO COMPLY WITH BCA GUIDELINES FOR TYPE A CONSTRUCTION
- PWD- ACCESS TO COMPLY WITH AS4281
- BUILDER TO CONFIRM LOCATION OF ALL BOUNDARY PEGS PRIOR TO COMMENCEMENT OF ANY CONSTRUCTION
- BUILDER TO CONFIRM ALL DIMENSIONS, SIZES AND LEVELS PRIOR TO COMMENCEMENT OF ANY CONSTRUCTION OR FABRICATION
- BUILDER TO PROVIDE FALL-ARREST SYSTEMS AND/OR DEVICES IN ACCORDANCE WITH AS 1891.1 - AS1891.4
- ALL WORKS ARE TO COMPLY WITH THE BCA, ALL RELEVANT AUSTRALIAN STANDARDS, AND THE QLD BUILDING ACT 1975
- ALL DIMENSIONS ARE SHOWN IN MILLIMETRES AND ARE MEASURED TO CORE STRUCTURE UNLESS SPECIFICALLY NOTED
- DIMENSIONS TO EXISTING FABRIC AND SIZING OF EXISTING ELEMENTS ARE NOMINAL - BUILDER TO CONFIRM ON-SITE
- ALL MATERIALS, SYSTEMS AND PROPRIETARY ITEMS EMPLOYED IN THE CONSTRUCTION OF THIS BUILDING TO BE USED, HANDLED AND INSTALLED STRICTLY IN ACCORDANCE WITH MANUFACTURERS INSTRUCTIONS
- REFER TO CIVIL, MECHANICAL, HYDRAULIC AND ELECTRICAL CONSULTANT DRAWINGS AND SPECIFICATIONS FOR ASSOCIATED BUILDING SERVICES
- WATERPROOFING OF WET AREAS TO COMPLY WITH BCA VOL.1 SECTION F, PART F202 AND AS3740 AND PROVISION OF FLOOR WASTES TO COMPLY WITH BCA VOL.1 SECTION F, PART F204

FLOOR FINISHES NOTES

CP01	FINISH CODE MARKER
	BATHROOM TILE (P5)
	EXISTING TILE (P4 TREATMENT)
	BATHROOM TILE (P5)
	EXTERNAL TILE (P4)
	FEATURE EXTERNAL TILE (P4)
	EXTERNAL TILE (P4)
	MMA RESIN COATING (P5)
	MOTEL CARPET
	AXMINSTER CARPET
	EXISTING PLAIN CONCRETE
	GARDEN
	TURF
	DECOMPOSED GRANITE
	EXISTING CONCRETE (P4 TREATMENT)
	BITUMEN
	STENCILED CONCRETE

FLOOR FINISHES CODES

BS01	BITUMIN DRIVEWAY FINISH
CF01	STENCILED CONCRETE (P4 TREATMENT)
CF02	EXISTING CONCRETE (P4 TREATMENT)
CPT01	WOVEN AXMINSTER CARPET (HOTEL)
CPT02	MOTEL CARPET
EP01	MMA RESIN / EPOXY COATING (P5)
FT01	EXISTING BAR TILE (ADD P4 TREATMENT)
FT02	BATHROOM FLOOR TILE (P5)
FT03	MOTEL BATHROOM FLOOR TILE (P5)
FT04	EXTERNAL FLOOR TILE (P4)
FT05	EXTERNAL FEATURE FLOOR TILE (P4)
FT06	EXTERNAL MOTEL FLOOR TILE (P4)
LNW01	LINEMARKING COMPLIANT w/ AS2890.6
LNW02	LINEMARKING COMPLIANT w/ AS2890.1
SE01	DECOMPOSED GRANITE

CANTERBURY

STREET

WORKPLACE HEALTH + SAFETY GENERAL NOTES

FALLS, SLIPS, TRIPS [WORKING AT HEIGHTS DURING CONSTRUCTION]

WHERE ANY CONSTRUCTION WILL REQUIRE PERSONNEL TO BE WORKING AT A HEIGHT ABOVE TWO METRES, THE BUILDER SHALL PROVIDE A SUITABLE BARRIER IN LOCATIONS WHERE THERE IS A POSSIBILITY OF FALLING

[DURING OPERATION OR MAINTENANCE]

WHERE SCAFFOLDING IS APPROPRIATE :
SCAFFOLDING, LADDERS OR TRESTLES SHALL BE EMPLOYED IN ACCORDANCE WITH RELEVANT CODES OF PRACTICE, REGULATIONS AND LEGISLATION, BY A COMPETENT, LICENSED PERSON; WHERE ANY TYPE OF MAINTENANCE OR OPERATIONS IS REQUIRED AT HEIGHTS IN EXCESS OF TWO METRES

WHERE SCAFFOLDING, LADDERS OR TRESTLES IS INAPPROPRIATE :
FALL BARRIERS AND / OR PERSONAL PROTECTIVE EQUIPMENT IS TO BE EMPLOYED WHERE ANY TYPE OF MAINTENANCE OR OPERATIONS IS REQUIRED AT HEIGHTS IN EXCESS OF TWO METRES

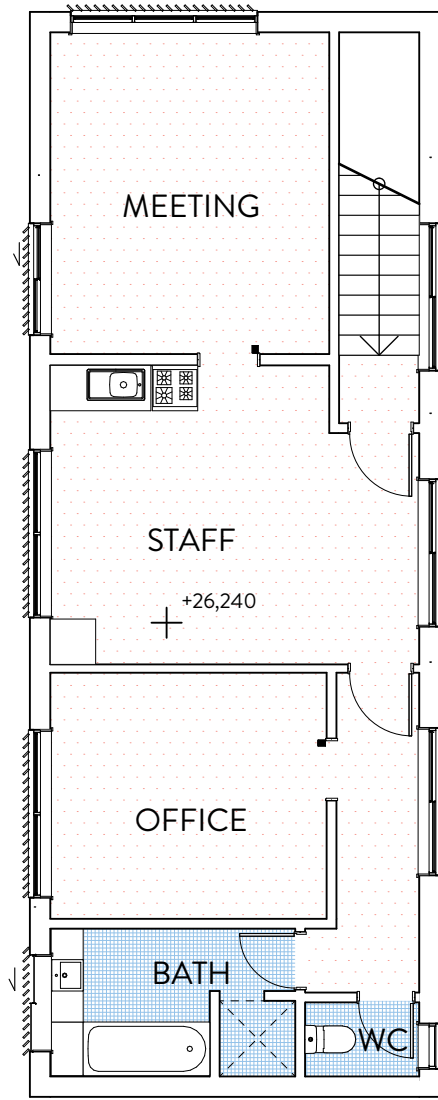
FALL ARREST SYSTEMS AND / OR ANCHORAGE POINTS FOR PORTABLE FALL BARRIERS SHALL BE INSTALLED IN APPROPRIATE LOCATIONS WHERE PERSONNEL MAY BE REQUIRED TO WORK AT HEIGHTS IN EXCESS OF TWO METRES, AT ALL TIMES, BY COMPETENT, LICENSED PERSONNEL. THESE SYSTEMS SHALL BE INSPECTED AND MAINTAINED PERIODICALLY BY A QUALIFIED PROFESSIONAL.

DEVELOPMENT APPROVAL

GENERAL NOTES


The builder shall check and verify all dimensions and verify all errors and omissions to the architect prior to undertaking any works. >Do not scale the drawings. >Drawings shall not be used for construction purposes until issued by the architect for construction. >Calculations are indicative only and shall not be used to calculate quantities for tender, supply or manufacture. >This drawing is copyright and cannot be reproduced in whole or in part via any medium without written permission of the author.

REV.	DESCRIPTION	INT.	DATE
03	developed design final	nr	16.04.24
02	developed design	nr	12.04.24
01	prelim. developed design	nr	22.03.24



STREET

WALKER



TONIC ARCHITECTURE + DESIGN
WWW.TONIC.CC | + 617 3852 5100
Unit 5, 5-7 O'Connell Tce, Bowen Hills | Q 4006

CLIENT
CASINO RSM

PROJECT
REFURBISHMENT OF THE
ROYAL HOTEL | 130 WALKER
ST | CASINO NSW 2470 AU

DRAWING NAME
LEVEL 02 FLOOR FINISH PLAN

PROJECT NORTH
PROJECT No.
21.06026
SCALE - REFER DRAWING - DO NOT SCALE PAGES
DWG No.
A_1601
REV.
03
PLOT DATE
16/04/2024

GENERAL NOTES

- ALL CONSTRUCTION TO COMPLY WITH BCA GUIDELINES FOR TYPE A CONSTRUCTION
- PWD- ACCESS TO COMPLY WITH AS4281
- BUILDER TO CONFIRM LOCATION OF ALL BOUNDARY PEGS PRIOR TO COMMENCEMENT OF ANY CONSTRUCTION
- BUILDER TO CONFIRM ALL DIMENSIONS, SIZES AND LEVELS PRIOR TO COMMENCEMENT OF ANY CONSTRUCTION OR FABRICATION
- BUILDER TO PROVIDE FALL-ARREST SYSTEMS AND/OR DEVICES IN ACCORDANCE WITH AS1891 - AS1891.4
- ALL WORKS ARE TO COMPLY WITH THE BCA, ALL RELEVANT AUSTRALIAN STANDARDS, AND THE QLD BUILDING ACT 1975
- ALL DIMENSIONS ARE SHOWN IN MILLIMETRES AND ARE MEASURED TO CORE STRUCTURE UNLESS SPECIFICALLY NOTED
- DIMENSIONS TO EXISTING FABRIC AND SIZING OF EXISTING ELEMENTS ARE NOMINAL - BUILDER TO CONFIRM ON-SITE
- ALL MATERIALS, SYSTEMS AND PROPRIETARY ITEMS EMPLOYED IN THE CONSTRUCTION OF THIS BUILDING TO BE USED, HANDLED AND INSTALLED STRICTLY IN ACCORDANCE WITH MANUFACTURER'S INSTRUCTIONS
- REFER TO CIVIL, MECHANICAL, HYDRAULIC AND ELECTRICAL CONSULTANT DRAWINGS AND SPECIFICATIONS FOR ASSOCIATED BUILDING SERVICES
- WATERPROOFING OF WET AREAS TO COMPLY WITH BCA VOL.1 SECTION F, PART F202 AND AS3740 AND PROVISION OF FLOOR WASTES TO COMPLY WITH BCA VOL.1 SECTION F, PART F204

REFLECTED CEILING NOTES

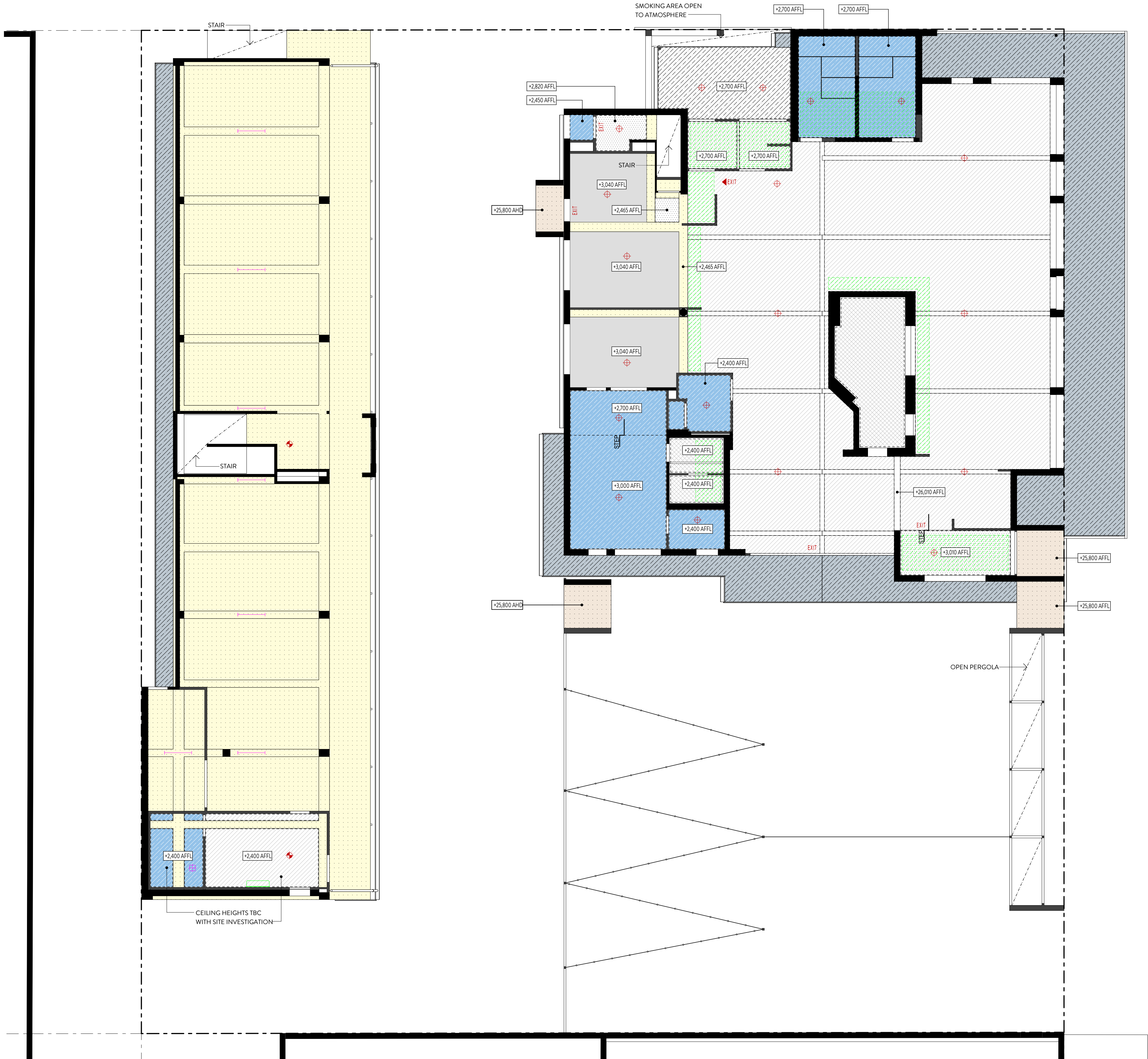
- +2,400 AFFL NOMINAL CEILING HEIGHT [m] ABOVE FINISHED FLOOR LEVEL
- 6mm FIBRE-CEMENT LINING WITH PAINTED FINISH
 - 6mm FIBRE-CEMENT LINING WITH PAINTED FINISH (RAKING)
 - 13mm PLASTERBOARD LINING WITH PAINTED FINISH
 - 6mm VILLABOARD LINING WITH PAINTED FINISH
 - 13mm PLASTERBOARD LINING WITH PAINTED FINISH (RAKING)
 - COLD-ROOM PANEL PROPRIETARY FINISH
 - EXISTING CONCRETE SOFFIT TO REFURBISH AS REQUIRED
 - FORMED CONCRETE SOFFIT WITH PRESENTATION FINISH
 - EXISTING CEILING LINING TO REFURBISH AS REQUIRED
 - MECH. DUCT ZONES [TBA]
 - ACCESS PANEL WITH FINISH TO MATCH CEILING
 - VERTICAL RISER DUCT ABOVE AND BELOW
 - VERTICAL RISER DUCT FROM ABOVE
 - STEP CHANGE IN CEILING LEVEL

ABBREVIATIONS

- 300 HEIGHT ABOVE FFL
- AC AIR CONDITIONING UNIT
- AP ACCESS PANEL
- CM CEILING MOUNTED
- D DIMMER SWITCH
- MH MANHOLE
- N NIGHT LIGHT
- R RECESSED
- RA RETURN AIR GRILLE
- SM SURFACE MOUNTED
- W WALL MOUNTED
- WP WEATHER PROTECTED

FIRE PROTECTION

- SMOKE DETECTOR
- EXIT EXIT SIGNAGE
- EXIT EXIT SIGNAGE (DIRECTIONAL)
- EMERGENCY LIGHT
- BLUE STROBE
- SPRINKLER HEAD



WORKPLACE HEALTH + SAFETY GENERAL NOTES

FALLS, SLIPS, TRIPS [WORKING AT HEIGHTS DURING CONSTRUCTION]

WHERE ANY CONSTRUCTION WILL REQUIRE PERSONNEL TO BE WORKING AT A HEIGHT ABOVE TWO METRES, THE BUILDER SHALL PROVIDE A SUITABLE BARRIER IN LOCATIONS WHERE THERE IS A POSSIBILITY OF FALLING

[DURING OPERATION OR MAINTENANCE]

WHERE SCAFFOLDING IS APPROPRIATE: SCAFFOLDING, LADDERS OR TRESTLES SHALL BE EMPLOYED IN ACCORDANCE WITH RELEVANT CODES OF PRACTICE, REGULATIONS AND LEGISLATION, BY A COMPETENT, LICENSED PERSON; WHERE ANY TYPE OF MAINTENANCE OR OPERATIONS IS REQUIRED AT HEIGHTS IN EXCESS OF TWO METRES

WHERE SCAFFOLDING, LADDERS OR TRESTLES IS INAPPROPRIATE: FALL BARRIERS AND / OR PERSONAL PROTECTIVE EQUIPMENT IS TO BE EMPLOYED WHERE ANY TYPE OF MAINTENANCE OR OPERATIONS IS REQUIRED AT HEIGHTS IN EXCESS OF TWO METRES

FALL ARREST SYSTEMS AND / OR ANCHORAGE POINTS FOR PORTABLE FALL BARRIERS SHALL BE INSTALLED IN APPROPRIATE LOCATIONS WHERE PERSONNEL MAY BE REQUIRED TO WORK AT HEIGHTS IN EXCESS OF TWO METRES, AT ALL TIMES, BY COMPETENT, LICENSED PERSONNEL. THESE SYSTEMS SHALL BE INSPECTED AND MAINTAINED PERIODICALLY BY A QUALIFIED PROFESSIONAL.

LIGHT + VENTILATION

- REFER TO ELECTRICAL ENGINEER'S DRAWINGS FOR LIGHTING & POWER DESIGN, EMERGENCY LIGHTING AND ILLUMINATED EXIT SIGNAGE
- ALL LIGHTING TO COMPLY WITH BCA VOL.1 SECTION F - HEALTH & AMENITY, PART F6 - LIGHT & VENTILATION
- ALL EMERGENCY LIGHTING AND ILLUMINATED EXIT SIGNAGE AND WARNING SYSTEM TO COMPLY WITH BCA VOL.1 SECTION E, PARTS E402, E405 AND E409 AND IN ACCORDANCE WITH AS2291.1
- VENTILATION TO COMPLY WITH BCA VOL.1 SECTION F, PART F6.6
- IN-BOARD WET AREAS AND SANITARY COMPARTMENTS TO BE MECHANICALLY VENTILATED IN ACCORDANCE WITH BCA VOL.1 SECTION F, PART F6.6 AND AS1688.2 & AS3666

AUDIO-VISUAL

- SPEAKER [CEILING MOUNT]
- SPEAKER [WALL MOUNT]
- WIRELESS ACCESS-POINT
- SIREN [INTERNAL]
- SIREN WITH FLASHING LIGHT
- SECURITY CAMERA
- SECURITY CAMERA 360°
- MOTION DETECTOR [SECURITY]

CONDITIONS

- CEILING FAN CONTROLLER
- A/C CONTROLLER
- EXHAUST FAN
- EXHAUST FAN WITH HEAT LAMPS
- CEILING FAN
- SPLIT SYSTEM HEAD-UNIT
- A/C RETURN AIR
- A/C OUTLET
- A/C OUTLET

SWITCHING

- SWITCH
- SWITCH [MULTIPLE]
- TWO-WAY SWITCH
- INTERMEDIATE SWITCH
- SWITCH WIRE
- INFRARED PASSIVE SWITCH
- MOTION DETECTOR [LIGHTING]

LUMINAIRES

- LED DOWN LIGHT
- FLUORO DOWN LIGHT
- WALL LIGHT
- UP-LIGHT
- UP / DOWN LIGHT
- EXTERNAL LED DOWN LIGHT
- EXTERNAL FLUORO DOWN LIGHT
- EXTERNAL WALL LIGHT
- EXTERNAL UP-LIGHT
- EXTERNAL UP / DOWN LIGHT
- EXTERNAL SPOTLIGHT
- LED ROPE
- LINEAR COFFER LIGHTING
- FEATURE PENDANT
- FEATURE TASK LIGHT
- 1 FLUORO BATTEN WITH DIFFUSER
- 2 FLUORO BATTEN WITH DIFFUSER
- TRACK LIGHT WITH GIMBLE
- GARDEN LIGHT
- GARDEN UP-LIGHT
- POOL LIGHT

SKYLIGHTS


- 250 DIA. TUBE SKYLIGHT
- 350 DIA. TUBE SKYLIGHT
- 250 DIA. TUBE SKYLIGHT (VENTED)
- 350 DIA. TUBE SKYLIGHT (VENTED)

DEVELOPMENT APPROVAL

GENERAL NOTES

The builder shall check and verify all dimensions and verify all errors and omissions to the architect prior to undertaking any works. >Do not scale the drawings. >Drawings shall not be used for construction purposes until issued by the architect for construction. >Calculations are indicative only and shall not be used to calculate quantities for tender, supply or manufacture. >This drawing is copyright and cannot be reproduced in whole or in part via any medium without written permission of the author.

REV.	DESCRIPTION	INT.	DATE
03	developed design final	nr	16.04.24
02	developed design	nr	12.04.24
01	prelim. developed design	nr	22.03.24



TONIC ARCHITECTURE + DESIGN

WWW.TONIC.CC | + 617 3852 5100
Unit 5, 5-7 O'Connell Tce, Bowen Hills | Q 4006

CLIENT

CASINO RSM

PROJECT

REFURBISHMENT OF THE
ROYAL HOTEL | 130 WALKER
ST | CASINO NSW 2470 AU

DRAWING NAME

LEVEL 01 REFLECTED CEILING
PLAN



PROJECT No.

21.06026

SCALE - REFER DRAWING - DO NOT SCALE PAGES

PLOT DATE

DWG No.

A_1700

REV.

03

MODEL LOCATION - 1:1 TONIC PROJECTS\21-06026-The Royal Hotel Refurbishment RSM Client_Casino\A_DOCUMENTATION\ARCHICAD\MODEL\21_06026_Model_DD_240318.pht

16/04/2024

FOR APPROVAL

Document Set ID: 1924319

Version: 1, Version Date: 08/05/2024

1

LEVEL 01 REFLECTED CEILING PLAN

SCALE 1:100 @ A1

SCALE 1:200 @ A3

GENERAL NOTES

- + ALL CONSTRUCTION TO COMPLY WITH BCA GUIDELINES FOR TYPE A CONSTRUCTION
- + PWD- ACCESS TO COMPLY WITH AS4281
- + BUILDER TO CONFIRM LOCATION OF ALL BOUNDARY PEGS PRIOR TO COMMENCEMENT OF ANY CONSTRUCTION
- + BUILDER TO CONFIRM ALL DIMENSIONS, SIZES AND LEVELS PRIOR TO COMMENCEMENT OF ANY CONSTRUCTION OR FABRICATION
- + BUILDER TO PROVIDE FALL-ARREST SYSTEMS AND/OR DEVICES IN ACCORDANCE WITH AS 1891.1 - AS1891.4
- + ALL WORKS ARE TO COMPLY WITH THE BCA, ALL RELEVANT AUSTRALIAN STANDARDS, AND THE QLD BUILDING ACT 1975
- + ALL DIMENSIONS ARE SHOWN IN MILLIMETRES AND ARE MEASURED TO CORE STRUCTURE UNLESS SPECIFICALLY NOTED
- + DIMENSIONS TO EXISTING FABRIC AND SIZING OF EXISTING ELEMENTS ARE NOMINAL - BUILDER TO CONFIRM ON-SITE
- + ALL MATERIALS, SYSTEMS AND PROPRIETARY ITEMS EMPLOYED IN THE CONSTRUCTION OF THIS BUILDING TO BE USED, HANDLED AND INSTALLED STRICTLY IN ACCORDANCE WITH MANUFACTURERS INSTRUCTIONS
- + REFER TO CIVIL, MECHANICAL, HYDRAULIC AND ELECTRICAL CONSULTANT DRAWINGS AND SPECIFICATIONS FOR ASSOCIATED BUILDING SERVICES
- + WATERPROOFING OF WET AREAS TO COMPLY WITH BCA VOL.1 SECTION F, PART F202 AND AS3740 AND PROVISION OF FLOOR WASTES TO COMPLY WITH BCA VOL.1 SECTION F, PART F204

REFLECTED CEILING NOTES

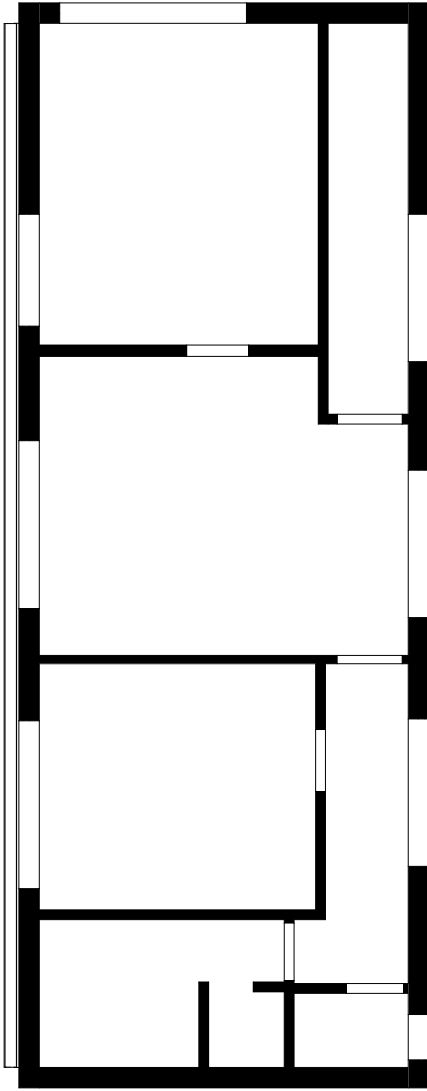
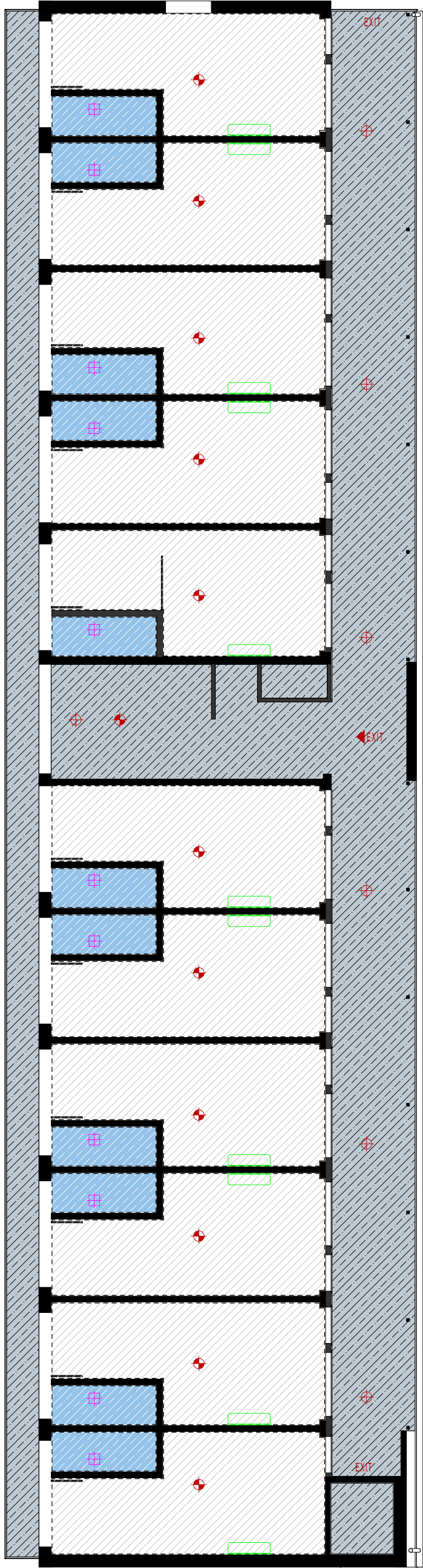
- +2,400 AFF1 NOMINAL CEILING HEIGHT [m] ABOVE FINISHED FLOOR LEVEL
- 6 mm FIBRE-CEMENT LINING WITH PAINTED FINISH
 - 6 mm FIBRE-CEMENT LINING WITH PAINTED FINISH (RAKING)
 - 13mm PLASTERBOARD LINING WITH PAINTED FINISH
 - 6 mm VILLABOARD LINING WITH PAINTED FINISH
 - 13mm PLASTERBOARD LINING WITH PAINTED FINISH (RAKING)
 - COLD-ROOM PANEL PROPRIETARY FINISH
 - EXISTING CONCRETE SOFFIT TO REFURBISH AS REQUIRED
 - FORMED CONCRETE SOFFIT WITH PRESENTATION FINISH
 - EXISTING CEILING LINING TO REFURBISH AS REQUIRED
 - MECH. DUCT ZONES [TBA]
 - ACCESS PANEL WITH FINISH TO MATCH CEILING
 - VERTICAL RISER DUCT ABOVE AND BELOW
 - VERTICAL RISER DUCT FROM ABOVE
 - STEP CHANGE IN CEILING LEVEL

ABBREVIATIONS

- 300 HEIGHT ABOVE FFL
- AC AIR CONDITIONING UNIT
- AP ACCESS PANEL
- CM CEILING MOUNTED
- D DIMMER SWITCH
- MH MANHOLE
- N NIGHT LIGHT
- R RECESSED
- RA RETURN AIR GRILLE
- SM SURFACE MOUNTED
- W WALL MOUNTED
- WP WEATHER PROTECTED

FIRE PROTECTION

- SMOKE DETECTOR
- EXIT EXIT SIGNAGE
- EXIT EXIT SIGNAGE (DIRECTIONAL)
- EMERGENCY LIGHT
- BLUE STROBE
- SPRINKLER HEAD



WORKPLACE HEALTH + SAFETY GENERAL NOTES

FALLS, SLIPS, TRIPS [WORKING AT HEIGHTS DURING CONSTRUCTION]

WHERE ANY CONSTRUCTION WILL REQUIRE PERSONNEL TO BE WORKING AT A HEIGHT ABOVE TWO METRES, THE BUILDER SHALL PROVIDE A SUITABLE BARRIER IN LOCATIONS WHERE THERE IS A POSSIBILITY OF FALLING

[DURING OPERATION OR MAINTENANCE]

WHERE SCAFFOLDING IS APPROPRIATE: SCAFFOLDING, LADDERS OR TRESTLES SHALL BE EMPLOYED IN ACCORDANCE WITH RELEVANT CODES OF PRACTICE, REGULATIONS AND LEGISLATION; BY A COMPETENT, LICENSED PERSON; WHERE ANY TYPE OF MAINTENANCE OR OPERATIONS IS REQUIRED AT HEIGHTS IN EXCESS OF TWO METRES

WHERE SCAFFOLDING, LADDERS OR TRESTLES IS INAPPROPRIATE: FALL BARRIERS AND / OR PERSONAL PROTECTIVE EQUIPMENT IS TO BE EMPLOYED WHERE ANY TYPE OF MAINTENANCE OR OPERATIONS IS REQUIRED AT HEIGHTS IN EXCESS OF TWO METRES

FALL ARREST SYSTEMS AND / OR ANCHORAGE POINTS FOR PORTABLE FALL BARRIERS SHALL BE INSTALLED IN APPROPRIATE LOCATIONS WHERE PERSONNEL MAY BE REQUIRED TO WORK AT HEIGHTS IN EXCESS OF TWO METRES, AT ALL TIMES, BY COMPETENT, LICENSED PERSONNEL. THESE SYSTEMS SHALL BE INSPECTED AND MAINTAINED PERIODICALLY BY A QUALIFIED PROFESSIONAL.

LIGHT + VENTILATION

- + REFER TO ELECTRICAL ENGINEER'S DRAWINGS FOR LIGHTING & POWER DESIGN, EMERGENCY LIGHTING AND ILLUMINATED EXIT SIGNAGE
- + ALL LIGHTING TO COMPLY WITH BCA VOL. 1 SECTION F - HEALTH & AMENITY, PART F6 - LIGHT & VENTILATION
- + ALL EMERGENCY LIGHTING AND ILLUMINATED EXIT SIGNAGE AND WARNING SYSTEM TO COMPLY WITH BCA VOL.1 SECTION E, PARTS E402, E405 AND E409 AND IN ACCORDANCE WITH AS2291.1
- + VENTILATION TO COMPLY WITH BCA VOL. 1 SECTION F, PART F6.6
- + IN-BOARD WET AREAS AND SANITARY COMPARTMENTS TO BE MECHANICALLY VENTILATED IN ACCORDANCE WITH BCA VOL.1 SECTION F, PART F6.6 AND AS1688.2 & AS3666

AUDIO-VISUAL

- SPEAKER [CEILING MOUNT]
- SPEAKER [WALL MOUNT]
- WIRELESS ACCESS POINT
- SIREN [INTERNAL]
- SIREN WITH FLASHING LIGHT
- SECURITY CAMERA
- SECURITY CAMERA 360°
- MOTION DETECTOR [SECURITY]

CONDITIONS

- CEILING FAN CONTROLLER
- A/C CONTROLLER
- EXHAUST FAN
- EXHAUST FAN WITH HEAT LAMPS
- CEILING FAN
- SPLIT SYSTEM HEAD-UNIT
- A/C RETURN AIR
- A/C OUTLET
- A/C OUTLET

SWITCHING

- SWITCH
- SWITCH [MULTIPLE]
- TWO-WAY SWITCH
- INTERMEDIATE SWITCH
- SWITCH WIRE
- INFRARED PASSIVE SWITCH
- MOTION DETECTOR [LIGHTING]

LUMINAIRES

- LED DOWN LIGHT
- FLUORO DOWN LIGHT
- WALL LIGHT
- UP-LIGHT
- UP / DOWN LIGHT
- EXTERNAL LED DOWN LIGHT
- EXTERNAL FLUORO DOWN LIGHT
- EXTERNAL WALL LIGHT
- EXTERNAL UP-LIGHT
- EXTERNAL UP / DOWN LIGHT
- EXTERNAL SPOTLIGHT
- LED ROPE
- LINEAR COFFER LIGHTING
- FEATURE PENDANT
- FEATURE TASK LIGHT
- 1 FLUORO BATTEN WITH DIFFUSER
- 2 FLUORO BATTEN WITH DIFFUSER
- TRACK LIGHT WITH GIMBLE
- GARDEN LIGHT
- GARDEN UP-LIGHT
- POOL LIGHT

SKYLIGHTS


- 250 DIA. TUBE SKYLIGHT
- 350 DIA. TUBE SKYLIGHT
- 250 DIA. TUBE SKYLIGHT (VENTED)
- 350 DIA. TUBE SKYLIGHT (VENTED)

DEVELOPMENT APPROVAL

GENERAL NOTES

The builder shall check and verify all dimensions and verify all errors and omissions to the architect prior to undertaking any works. >Do not scale the drawings. >Drawings shall not be used for construction purposes until issued by the architect for construction. >Calculations are indicative only and shall not be used to calculate quantities for tender, supply or manufacture. >This drawing is copyright and cannot be reproduced in whole or in part via any medium without written permission of the author.

REV.	DESCRIPTION	INT.	DATE
03	developed design final	nr	16.04.24
02	developed design	nr	12.04.24
01	initial development design	nr	22.03.24



TONIC ARCHITECTURE + DESIGN

WWW.TONIC.CC | + 617 3852 5100
Unit 5, 5-7 O'Connell Tce, Bowen Hills | Q 4006

CLIENT

CASINO RSM

PROJECT

REFURBISHMENT OF THE
ROYAL HOTEL | 130 WALKER
ST | CASINO NSW 2470 AU

DRAWING NAME

LEVEL 02 REFLECTED CEILING
PLAN



PROJECT No.

21.06026

SCALE - REFER DRAWING - DO NOT SCALE PAGES

PLOT DATE

DWG No.

A.1701

REV.

03

FOR APPROVAL

Document Set ID: T924319

Version: 1, Version Date: 08/05/2024

MODEL LOCATION - T:\TONIC PROJECTS\21-06026-The Royal Hotel Refurbishment RSM Clia_Casino\A_DOCUMENTATION\ARCHICAD\Model\21_06026_Model_DD_240318.plt

16/04/2024

1 LEVEL 02 REFLECTED CEILING PLAN

SCALE 1:100 @ A1

SCALE 1:200 @ A3

GENERAL NOTES

The builder shall check and verify all dimensions and verify all errors and omissions to the architect prior to undertaking any works. >Do not scale the drawings. >Drawings shall not be used for construction purposes until issued by the architect for construction. >Calculations are indicative only and shall not be used to calculate quantities for tender, supply or manufacture. >This drawing is copyright and cannot be reproduced in whole or in part via any medium without written permission of the author.

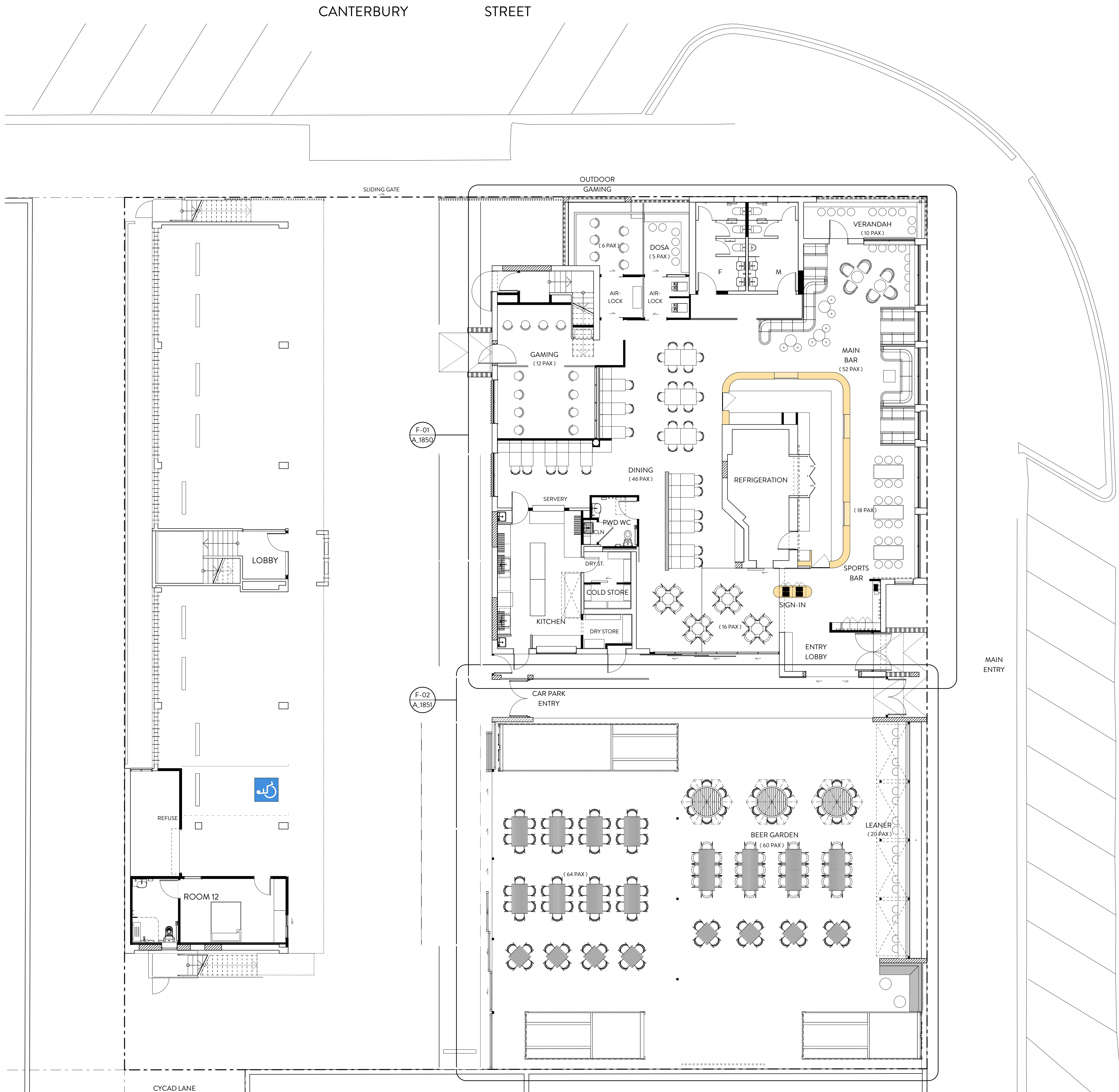
REV.	DESCRIPTION	INT.	DATE
03	developed design final	nr	16.04.24
02	developed design	nr	12.04.24
01	preliminary design	nr	22.03.24

INDOOR SEATED PATRON NUMBERS	
	Qty
INDOOR DINING	46
MAIN BAR	53
SPORTS BAR	34
	133

OUTDOOR SEATED PATRON NUMBERS	
	Qty
BEER GARDEN BANQUETTE	5
BEER GARDEN DINING	98
BEER GARDEN HIGH-TABLE	32
BEER GARDEN LEANER	16
DOSA	6
VERANDAH LEANER	10
	167

TOTAL	
	300


GAMING MACHINE SUMMARY	
	Qty
INDOOR GAMING	12
OUTDOOR GAMING	6
	18



1 LEVEL 01 FURNITURE PLAN

SCALE 1:100 @ A1

SCALE 1:200 @ A3



TONIC ARCHITECTURE + DESIGN

WWW.TONIC.CC | + 617 3852 5100

Unit 5, 5-7 O'Connell Tce, Bowen Hills | Q 4006

CLIENT

CASINO RSM

PROJECT

REFURBISHMENT OF THE ROYAL HOTEL | 130 WALKER ST | CASINO NSW 2470 AU

DRAWING NAME

LEVEL 01 FURNITURE PLAN



PROJECT No. 21.06026

REV. 03

SCALE - REFER DRAWING - DO NOT SCALE PAGES

PLOT DATE

16/04/2024

MODEL LOCATION - T:\TONIC PROJECTS\21-06026-The Royal Hotel Refurbishment RSM Q&A_Casino\A_DOCUMENTATION\ARCHICAD\MODEL\21_06026_Model_DD_240318.plt

GENERAL NOTES

The builder shall check and verify all dimensions and verify all errors and omissions to the architect prior to undertaking any works. >Do not scale the drawings. >Drawings shall not be used for construction purposes until issued by the architect for construction. >Calculations are indicative only and shall not be used to calculate quantities for tender, supply or manufacture. >This drawing is copyright and cannot be reproduced in whole or in part via any medium without written permission of the author.

REV.	DESCRIPTION	INIT.	DATE
03	developed design final	nr	16.04.24
02	developed design	nr	12.04.24
01	initial development design	nr	22.03.24

INDOOR SEATED PATRON NUMBERS


	Qty
INDOOR DINING	46
MAIN BAR	53
SPORTS BAR	34
	133

OUTDOOR SEATED PATRON NUMBERS


	Qty
BEER GARDEN BANQUETTE	5
BEER GARDEN DINING	98
BEER GARDEN HIGH-TABLE	32
BEER GARDEN LEANER	16
DOSA	6
VERANDAH LEANER	10
	167

TOTAL

300



F-02 LEVEL 01 FURNITURE DETAIL PART-PLAN
SCALE 1:50 @ A1
SCALE 1:100 @ A3



TONIC ARCHITECTURE + DESIGN
WWW.TONIC.CC | + 617 3852 5100
Unit 5, 5-7 O'Connell Tce, Bowen Hills | Q 4006

CLIENT
CASINO RSM

PROJECT
REFURBISHMENT OF THE
ROYAL HOTEL | 130 WALKER
ST | CASINO NSW 2470 AU

DRAWING NAME
LEVEL 01 FURNITURE DETAIL
PART-PLAN



PROJECT No.
21.06026

DWG No.
A.1851
REV.
03

SCALE - REFER DRAWING - DO NOT SCALE PAGES
PLOT DATE

MODEL LOCATION - T:\TONIC PROJECTS\21-06026-The Royal Hotel Refurbishment RSM C&A_Casino\A_DOCUMENTATION\ARCHCAD\MODEL\21_06026_Model_DD_240318.plt

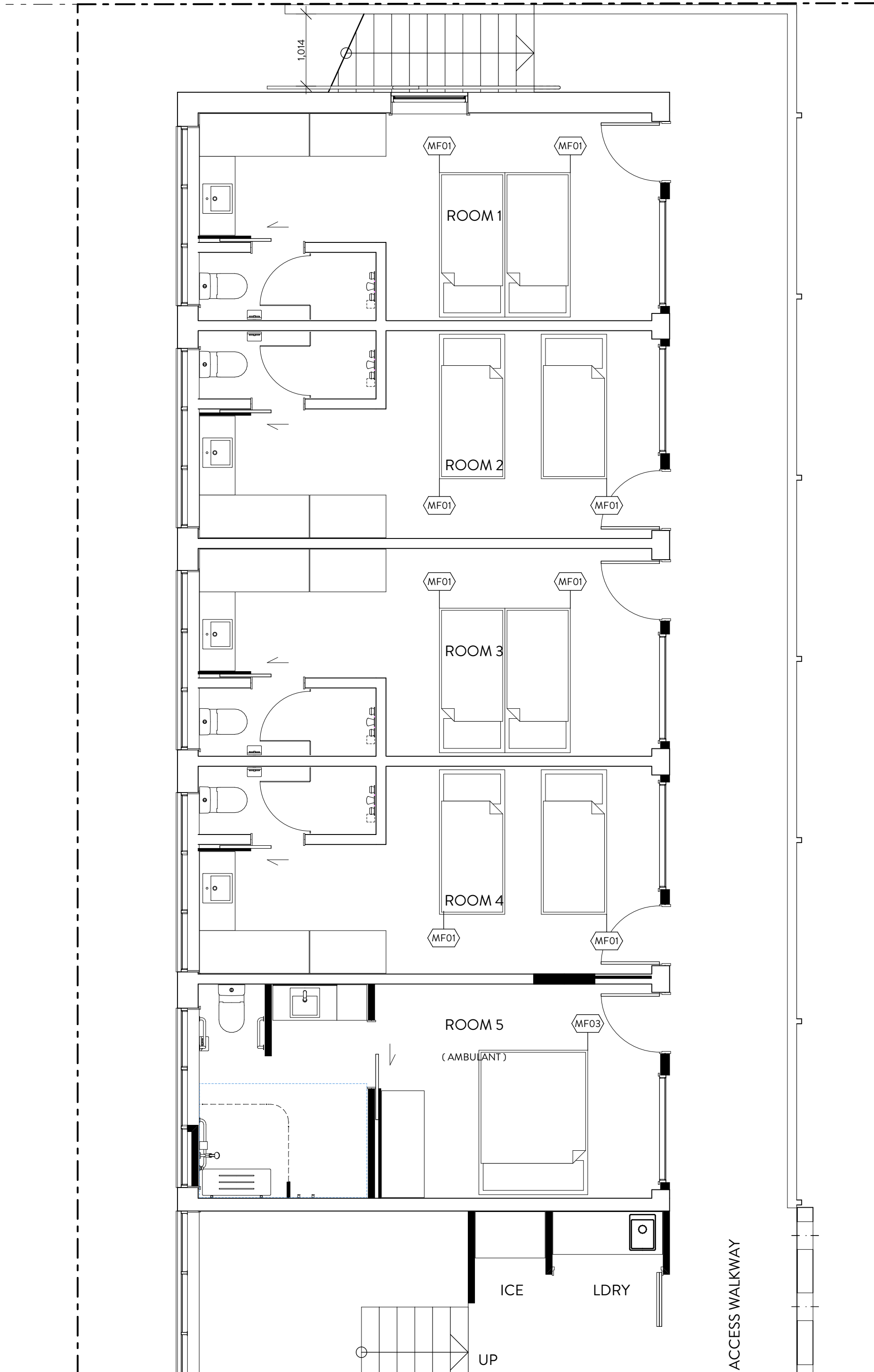
16/04/2024

GENERAL NOTES

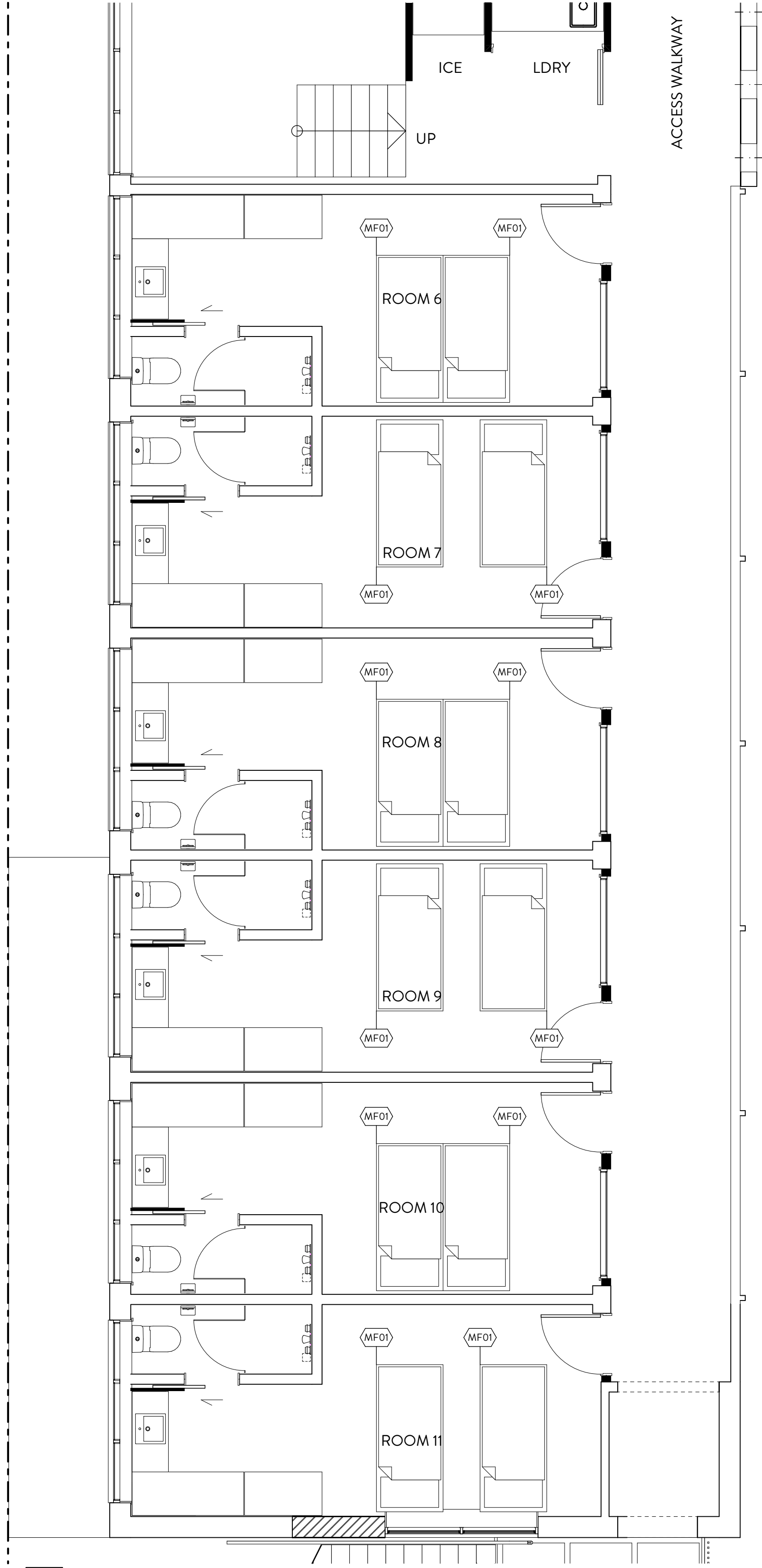
The builder shall check and verify all dimensions and verify all errors and omissions to the architect prior to undertaking any works. >Do not scale the drawings. >Drawings shall not be used for construction purposes until issued by the architect for construction. >Calculations are indicative only and shall not be used to calculate quantities for tender, supply or manufacture. >This drawing is copyright and cannot be reproduced in whole or in part via any medium without written permission of the author.

REV.	DESCRIPTION	INT.	DATE
03	developed design final	nr	16.04.24
02	developed design	nr	12.04.24
01	prelim. development design	nr	22.03.24


INDOOR SEATED PATRON NUMBERS	
	Qty
INDOOR DINING	46
MAIN BAR	53
SPORTS BAR	34
	133
OUTDOOR SEATED PATRON NUMBERS	
	Qty
BEER GARDEN BANQUETTE	5
BEER GARDEN DINING	98
BEER GARDEN HIGH-TABLE	32
BEER GARDEN LEANER	16
DOSA	6
VERANDAH LEANER	10
	167
TOTAL	
	300



F-03 LEVEL 02 FURNITURE DETAIL PLAN
SCALE 1:50 @ A1
SCALE 1:100 @ A3



F-04 LEVEL 02 FURNITURE DETAIL PLAN
SCALE 1:50 @ A1
SCALE 1:100 @ A3



TONIC ARCHITECTURE + DESIGN
WWW.TONIC.CC | + 617 3852 5100
Unit 5, 5-7 O'Connell Tce, Bowen Hills | Q 4006

CLIENT
CASINO RSM

PROJECT
REFURBISHMENT OF THE
ROYAL HOTEL | 130 WALKER
ST | CASINO NSW 2470 AU

DRAWING NAME
LEVEL 02 FURNITURE DETAIL
PLAN

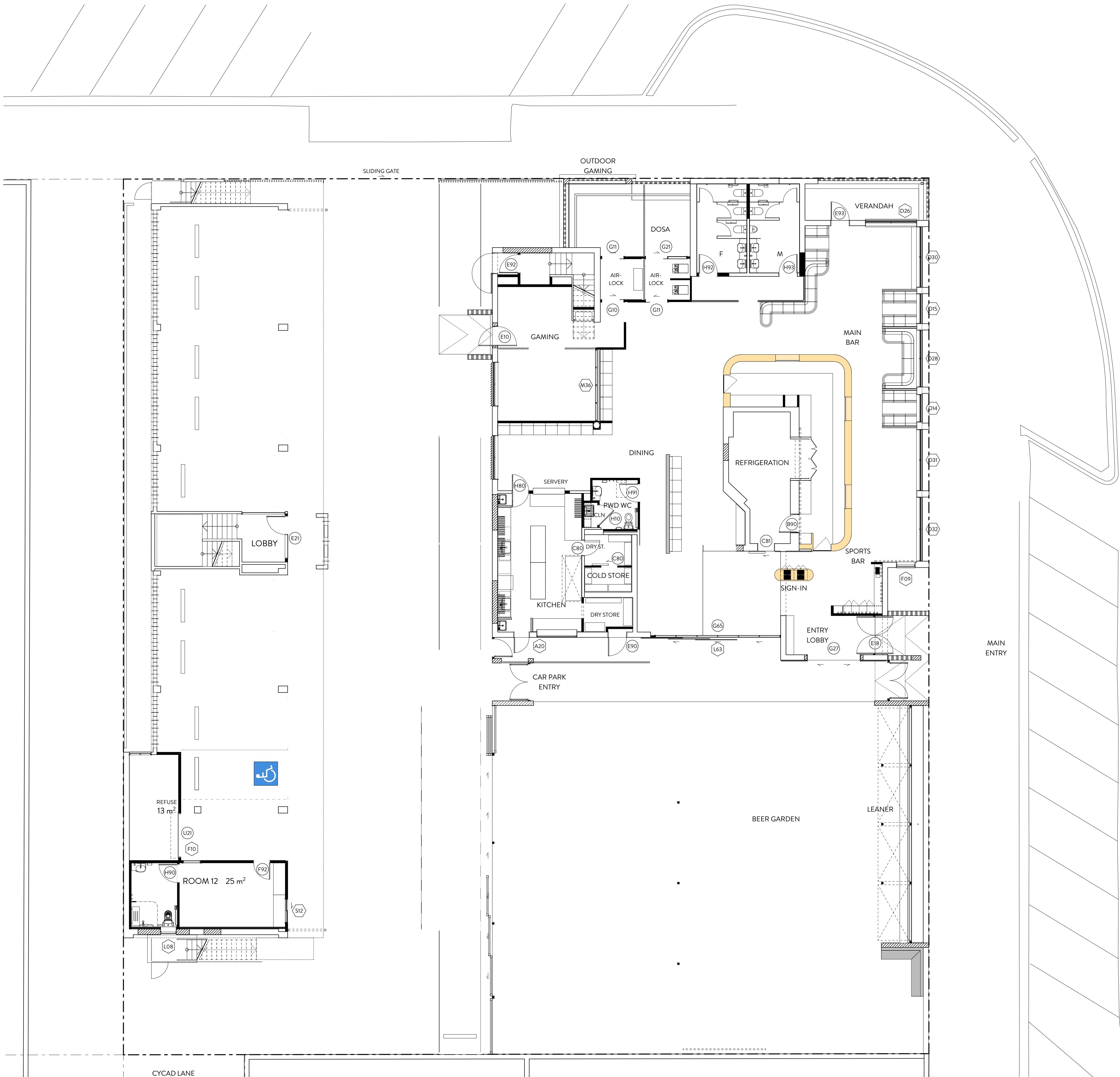
PROJECT NORTH
PROJECT No.
21.06026
SCALE - REFER DRAWING - DO NOT SCALE PAGES
PLOT DATE

DWG No.
A_1852
REV.
03
16/04/2024

GENERAL NOTES

- ALL CONSTRUCTION TO COMPLY WITH BCA GUIDELINES FOR TYPE A CONSTRUCTION
- PWD ACCESS TO COMPLY WITH AS1428.1
- BUILDER TO CONFIRM LOCATION OF ALL BOUNDARY PEGS PRIOR TO COMMENCEMENT OF ANY CONSTRUCTION
- BUILDER TO CONFIRM ALL DIMENSIONS, SIZES AND LEVELS PRIOR TO COMMENCEMENT OF ANY CONSTRUCTION OR FABRICATION
- BUILDER TO PROVIDE FALL ARREST SYSTEMS AND/OR DEVICES IN ACCORDANCE WITH AS 1891.1 - AS1891.4
- ALL WORKS ARE TO COMPLY WITH THE BCA, ALL RELEVANT AUSTRALIAN STANDARDS, AND THE QLD BUILDING ACT 1975
- ALL DIMENSIONS ARE SHOWN IN MILLIMETRES AND ARE MEASURED TO CORE STRUCTURE UNLESS SPECIFICALLY NOTED
- DIMENSIONS TO EXISTING FABRIC AND SIZING OF EXISTING ELEMENTS ARE NOMINAL - BUILDER TO CONFIRM ON-SITE
- ALL MATERIALS, SYSTEMS AND PROPRIETARY ITEMS EMPLOYED IN THE CONSTRUCTION OF THIS BUILDING TO BE USED, HANDLED AND INSTALLED STRICTLY IN ACCORDANCE WITH MANUFACTURERS INSTRUCTIONS
- REFER TO CIVIL, MECHANICAL, HYDRAULIC AND ELECTRICAL CONSULTANT DRAWINGS AND SPECIFICATIONS FOR ASSOCIATED BUILDING SERVICES
- WATERPROOFING OF WET AREAS TO COMPLY WITH BCA VOL.1 SECTION F, PART F202 AND AS3740 AND PROVISION OF FLOOR WASTES TO COMPLY WITH BCA VOL.1 SECTION F, PART F204

CANTERBURY STREET



WORKPLACE HEALTH + SAFETY GENERAL NOTES

FALLS, SLIPS, TRIPS [WORKING AT HEIGHTS DURING CONSTRUCTION]

WHERE ANY CONSTRUCTION WILL REQUIRE PERSONNEL TO BE WORKING AT A HEIGHT ABOVE TWO METRES, THE BUILDER SHALL PROVIDE A SUITABLE BARRIER IN LOCATIONS WHERE THERE IS A POSSIBILITY OF FALLING

[DURING OPERATION OR MAINTENANCE]

WHERE SCAFFOLDING IS APPROPRIATE: SCAFFOLDING, LADDERS OR TRESTLES SHALL BE EMPLOYED IN ACCORDANCE WITH RELEVANT CODES OF PRACTICE, REGULATIONS AND LEGISLATION; BY A COMPETENT, LICENSED PERSON; WHERE ANY TYPE OF MAINTENANCE OR OPERATIONS IS REQUIRED AT HEIGHTS IN EXCESS OF TWO METRES

WHERE SCAFFOLDING, LADDERS OR TRESTLES IS INAPPROPRIATE: FALL BARRIERS AND / OR PERSONAL PROTECTIVE EQUIPMENT IS TO BE EMPLOYED WHERE ANY TYPE OF MAINTENANCE OR OPERATIONS IS REQUIRED AT HEIGHTS IN EXCESS OF TWO METRES

FALL ARREST SYSTEMS AND / OR ANCHORAGE POINTS FOR PORTABLE FALL BARRIERS SHALL BE INSTALLED IN APPROPRIATE LOCATIONS WHERE PERSONNEL MAY BE REQUIRED TO WORK AT HEIGHTS IN EXCESS OF TWO METRES, AT ALL TIMES; BY COMPETENT, LICENSED PERSONNEL. THESE SYSTEMS SHALL BE INSPECTED AND MAINTAINED PERIODICALLY BY A QUALIFIED PROFESSIONAL.

GLAZING REQUIREMENTS

• ALL GLAZING ASSEMBLIES MUST COMPLY WITH AS2047, EXCEPT THE FOLLOWING, WHICH MUST COMPLY WITH AS1288:

- ALL GLAZED ASSEMBLIES NOT IN AN EXTERNAL WALL
- HINGED DOORS, INCLUDING BI-FOLD AND FRENCH DOORS
- REVOLVING DOORS
- FIXED LOUVRES
- SKYLIGHTS, ROOF LIGHTS AND WINDOWS IN OTHER THAN THE VERTICAL PLANE
- SLIDING DOORS WITHOUT A FRAME
- SHOPFRONT DOORS
- WINDOWS CONSTRUCTED ON SITE AND ARCHITECTURAL ONE-OFF WINDOWS, NOT TESTED IN ACCORDANCE WITH AS2047
- GLAZING USED IN BALUSTRADES AND SLOPING OVERHEAD GLAZING

• ALL GLAZING ASSEMBLIES TO COMPLY WITH BCA SECTION B104 AND SECTION J385. GLAZING ASSEMBLIES IN EXTERNAL WALLS TO COMPLY WITH BCA SECTION C405 & C409

• GLAZING MANUFACTURER TO CONFIRM SITE SPECIFIC WIND LOADING AND DESIGN DURABILITY REQUIREMENTS, AND PROVIDE WARRANTY THAT GLAZING INSTALLED MEETS REQUIREMENTS UNDER BCA SECTION B104

• SHOWER DOORS AND SHOWER SCREENS TO COMPLY WITH THE FOLLOWING AUSTRALIAN STANDARDS:


- AS1288 - GLASS IN BUILDINGS - SELECTION & INSTALLATION
- AS2208 - SAFETY GLAZING MATERIALS IN BUILDINGS
- AS3740 - WATERPROOFING OF WET AREAS WITHIN RESIDENTIAL BUILDINGS

DEVELOPMENT APPROVAL

GENERAL NOTES

The builder shall check and verify all dimensions and verify all errors and omissions to the architect prior to undertaking any works. >Do not scale the drawings. >Drawings shall not be used for construction purposes until issued by the architect for construction. >Calculations are indicative only and shall not be used to calculate quantities for tender, supply or manufacture. >This drawing is copyright and cannot be reproduced in whole or in part via any medium without written permission of the author.

REV.	DESCRIPTION	INT.	DATE
04	developed design final	nr	16.04.24
03	developed design	nr	12.04.24
02	prelim. developed design	nr	22.03.24
01	prelim. schematic design	nr	05.03.24



TONIC ARCHITECTURE + DESIGN
WWW.TONIC.CC | + 617 3852 5100
Unit 5, 5-7 O'Connell Tce, Bowen Hills | Q 4006

CLIENT

CASINO RSM

PROJECT

REFURBISHMENT OF THE
ROYAL HOTEL | 130 WALKER
ST | CASINO NSW 2470 AU

DRAWING NAME

LEVEL 01 DOOR AND
WINDOW PLAN

PROJECT NORTH

PROJECT No.
21_06026

SCALE - REFER DRAWING - DO NOT SCALE PAGES
PLOT DATE

DWG No.
A_1900

REV.
04

16/04/2024

MODEL LOCATION - T:\TONIC PROJECTS\21-06026-The Royal Hotel Refurbishment RSM Qld\Casino\A_DOCUMENTATION\ARCHICAD\MODEL\21_06026_Model_DD_240318.plt

FOR APPROVAL

Document Set ID: 1924319
Version: 1, Version Date: 08/05/2024

CYCAD LANE

1

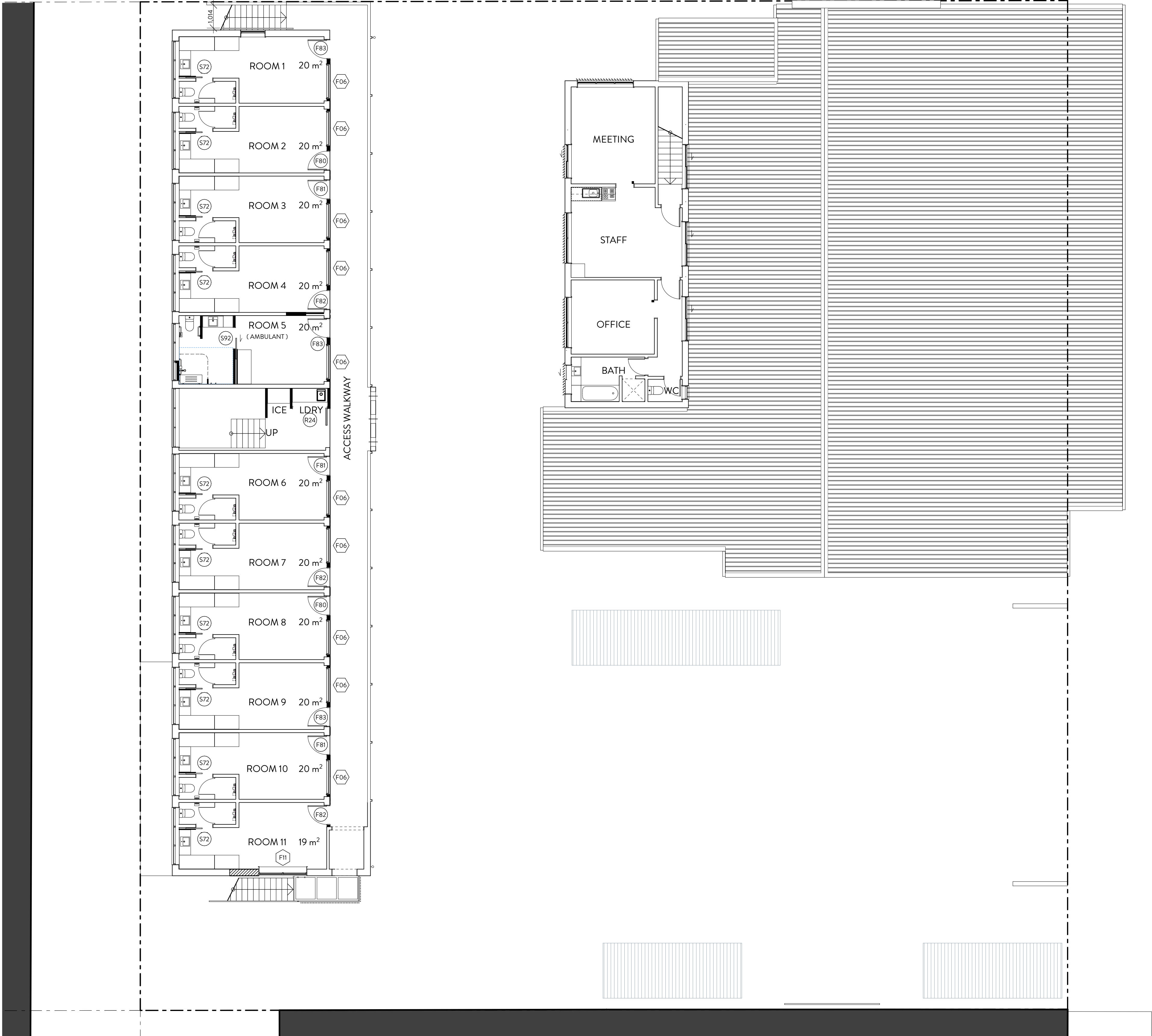
LEVEL 01 DOOR AND WINDOW PLAN

SCALE 1:100 @ A1
SCALE 1:200 @ A3

GENERAL NOTES

- ALL CONSTRUCTION TO COMPLY WITH BCA GUIDELINES FOR TYPE A CONSTRUCTION
- PWD- ACCESS TO COMPLY WITH AS1428.1
- BUILDER TO CONFIRM LOCATION OF ALL BOUNDARY PEGS PRIOR TO COMMENCEMENT OF ANY CONSTRUCTION
- BUILDER TO CONFIRM ALL DIMENSIONS, SIZES AND LEVELS PRIOR TO COMMENCEMENT OF ANY CONSTRUCTION OR FABRICATION
- BUILDER TO PROVIDE FALL-ARREST SYSTEMS AND/OR DEVICES IN ACCORDANCE WITH AS 1891.1 - AS1891.4
- ALL WORKS ARE TO COMPLY WITH THE BCA, ALL RELEVANT AUSTRALIAN STANDARDS, AND THE QLD BUILDING ACT 1975
- ALL DIMENSIONS ARE SHOWN IN MILLIMETRES AND ARE MEASURED TO CORE STRUCTURE UNLESS SPECIFICALLY NOTED
- DIMENSIONS TO EXISTING FABRIC AND SIZING OF EXISTING ELEMENTS ARE NOMINAL - BUILDER TO CONFIRM ON-SITE
- ALL MATERIALS, SYSTEMS AND PROPRIETARY ITEMS EMPLOYED IN THE CONSTRUCTION OF THIS BUILDING TO BE USED, HANDLED AND INSTALLED STRICTLY IN ACCORDANCE WITH MANUFACTURER'S INSTRUCTIONS
- REFER TO CIVIL, MECHANICAL, HYDRAULIC AND ELECTRICAL CONSULTANT DRAWINGS AND SPECIFICATIONS FOR ASSOCIATED BUILDING SERVICES
- WATERPROOFING OF WET AREAS TO COMPLY WITH BCA VOL.1 SECTION F, PART F202 AND AS3740 AND PROVISION OF FLOOR WASTES TO COMPLY WITH BCA VOL.1 SECTION F, PART F204

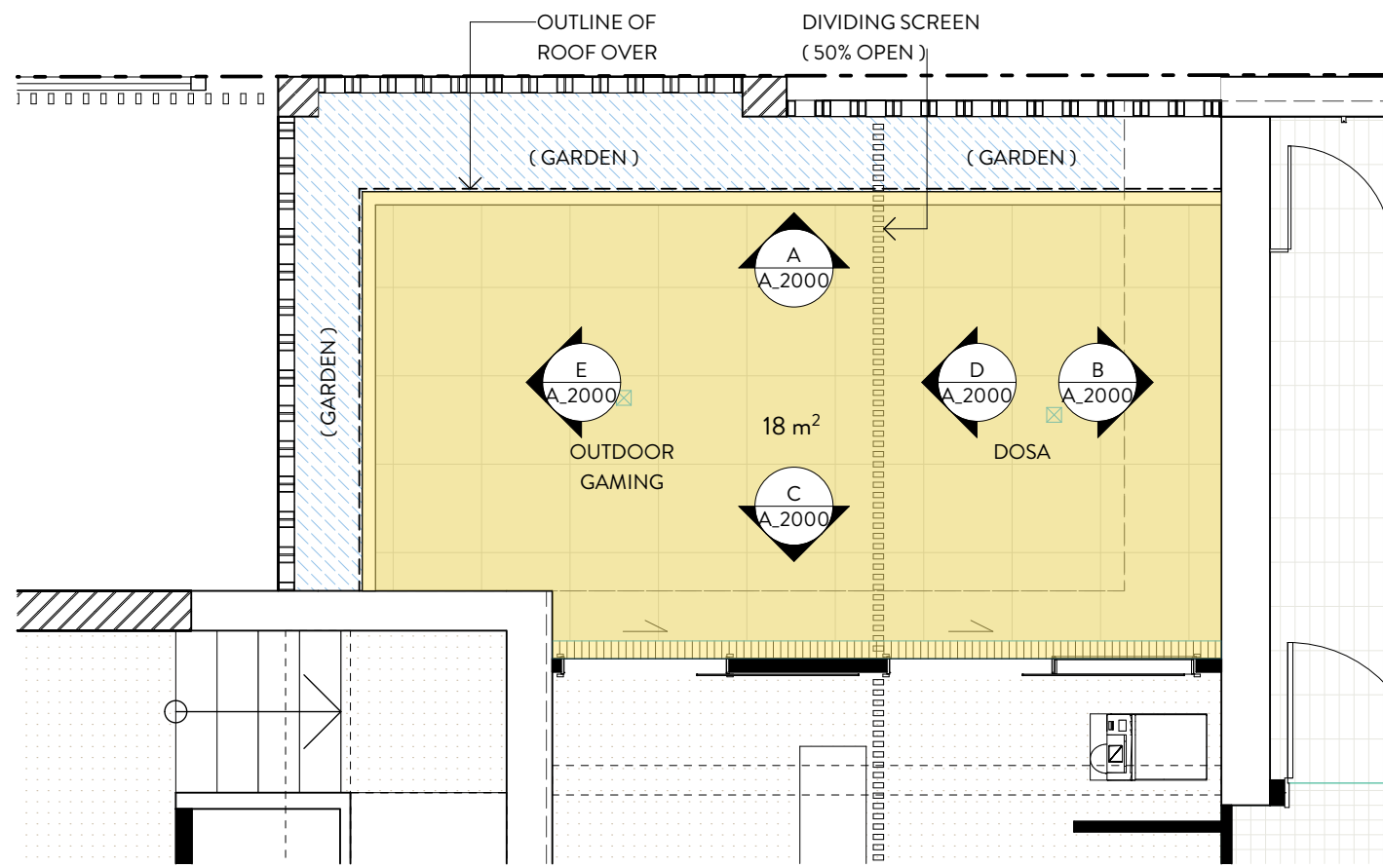
CANTERBURY STREET



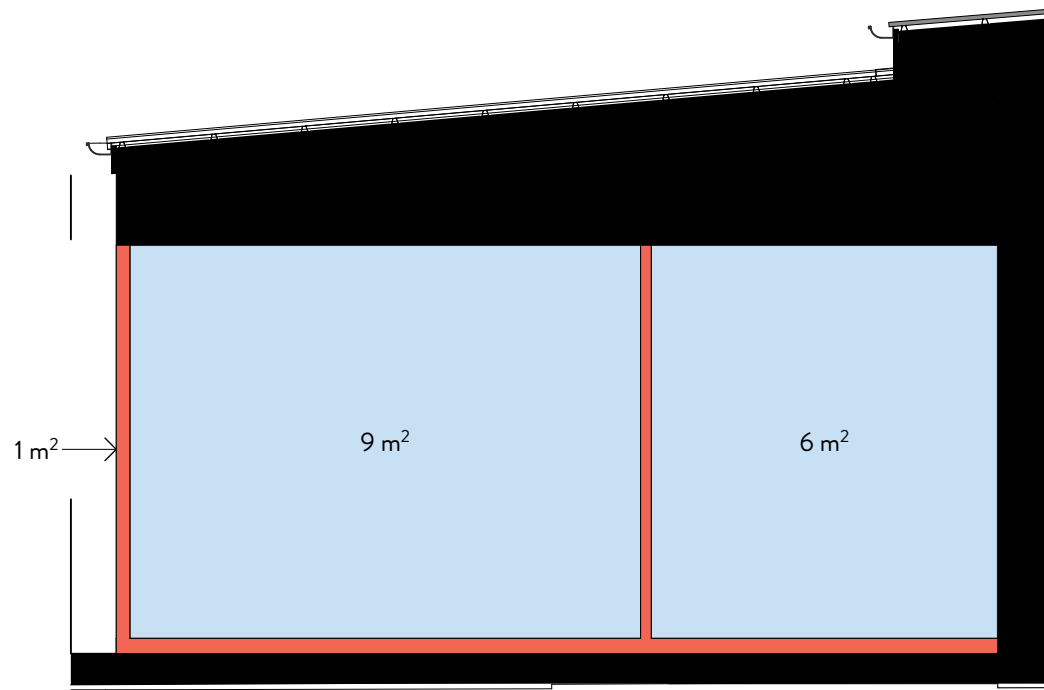
GENERAL NOTES

The builder shall check and verify all dimensions and verify all errors and omissions to the architect prior to undertaking any works. >Do not scale the drawings. >Drawings shall not be used for construction purposes until issued by the architect for construction. >Calculations are indicative only and shall not be used to calculate quantities for tender, supply or manufacture. >This drawing is copyright and cannot be reproduced in whole or in part via any medium without written permission of the author.

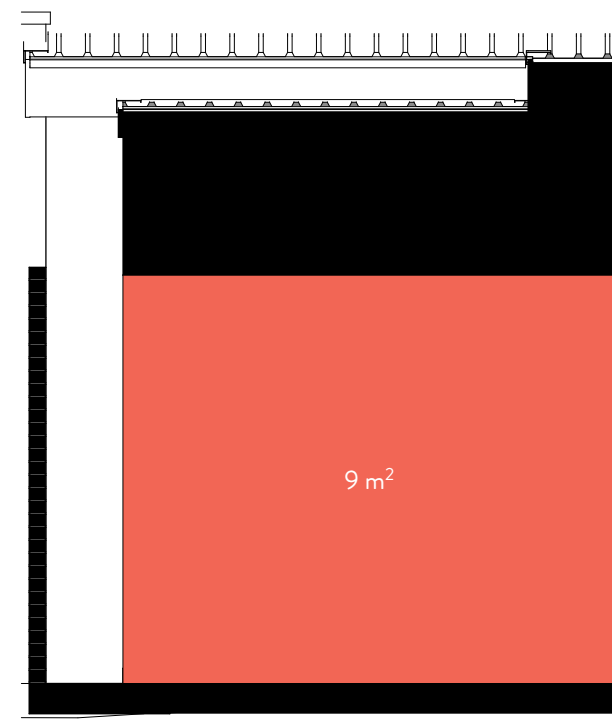
REV.	DESCRIPTION	INIT.	DATE
03	developed design final	nr	16/04/24
02	developed design	nr	12/04/24
01	prelim development design	nr	22/03/24



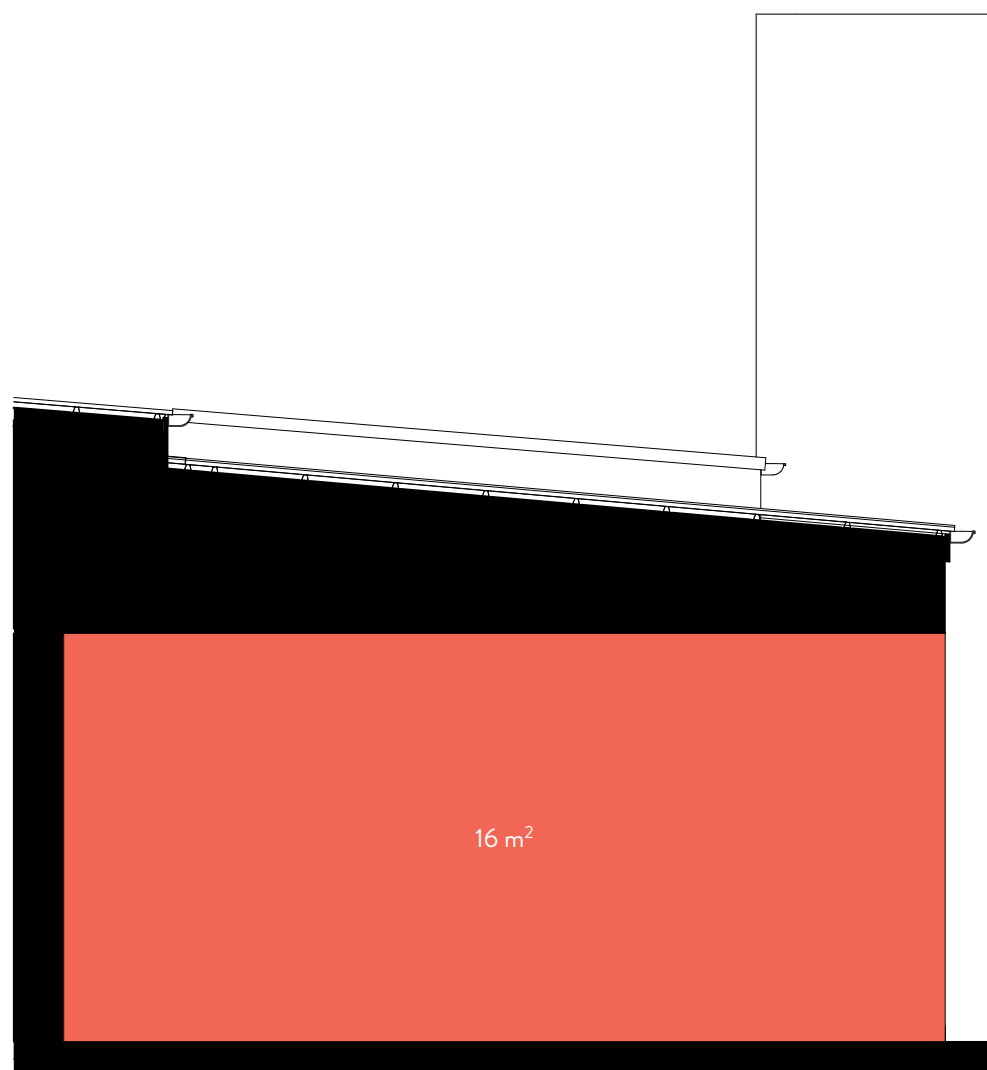
D-04 SMOKING-AREA DETAIL PLAN
SCALE 1:50 @ A1
SCALE 1:100 @ A3




A DETAIL ELEVATION
SCALE 1:50 @ A1
SCALE 1:100 @ A3



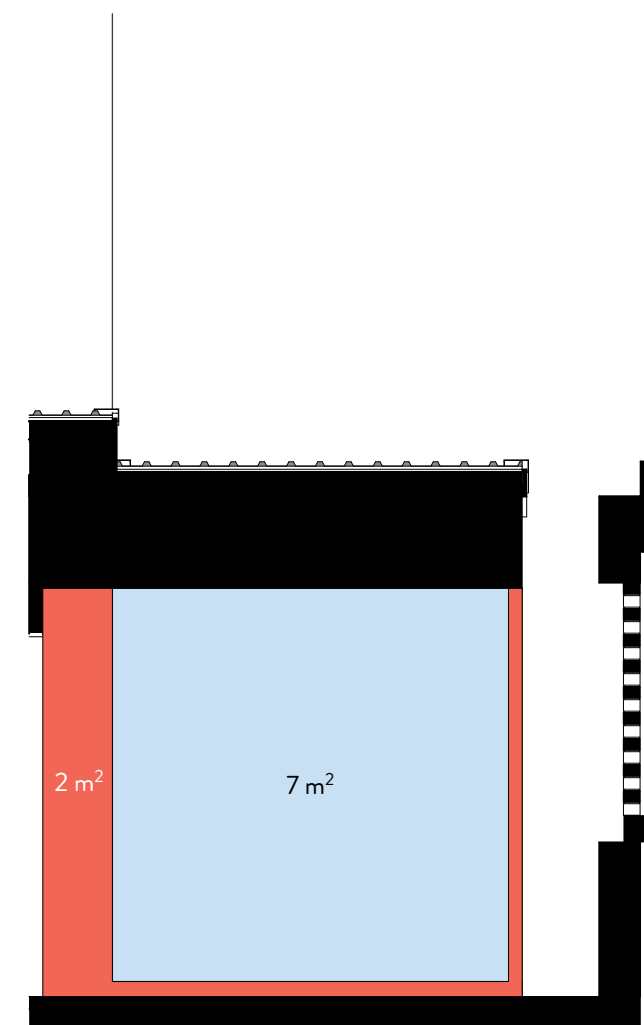
B DETAIL ELEVATION
SCALE 1:50 @ A1
SCALE 1:100 @ A3



C DETAIL ELEVATION
SCALE 1:50 @ A1
SCALE 1:100 @ A3




D DETAIL ELEVATION
SCALE 1:50 @ A1
SCALE 1:100 @ A3



E DETAIL ELEVATION
SCALE 1:50 @ A1
SCALE 1:100 @ A3

AREA CALCULATIONS

CEILING	± 18 m ²	± TOTAL NOTIONAL AREA	± 76 m ²
OPEN AREA	A = 15 + D + 4 + E = 7 ± 26 m ²	± TOTAL ACTUAL ENCLOSED AREA	± 50 m ²
ENCLOSED ELEMENTS	A = 1 + B + 9 + C + 16 + D = 4 + E = 2 ± 32 m ²	% ENCLOSED ELEMENTS ± (ACTUAL ENCLOSED / NOTIONAL AREA) × 100 ± (50 / 76) × 100 ± 65 % ± < 75 % ENCLOSED SPACE	



TONIC ARCHITECTURE + DESIGN

WWW.TONIC.CC | + 617 3852 5100
Unit 5, 5-7 O'Connell Tce, Bowen Hills | Q 4006

CLIENT

CASINO RSM

PROJECT

REFURBISHMENT OF THE
ROYAL HOTEL | 130 WALKER
ST | CASINO NSW 2470 AU

DRAWING NAME

SMOKING AREA DETAILS



PROJECT No.

21_06026

SCALE - REFER DRAWING - DO NOT SCALE PAGES

PLOT DATE

DWG No.

A.2000

REV.

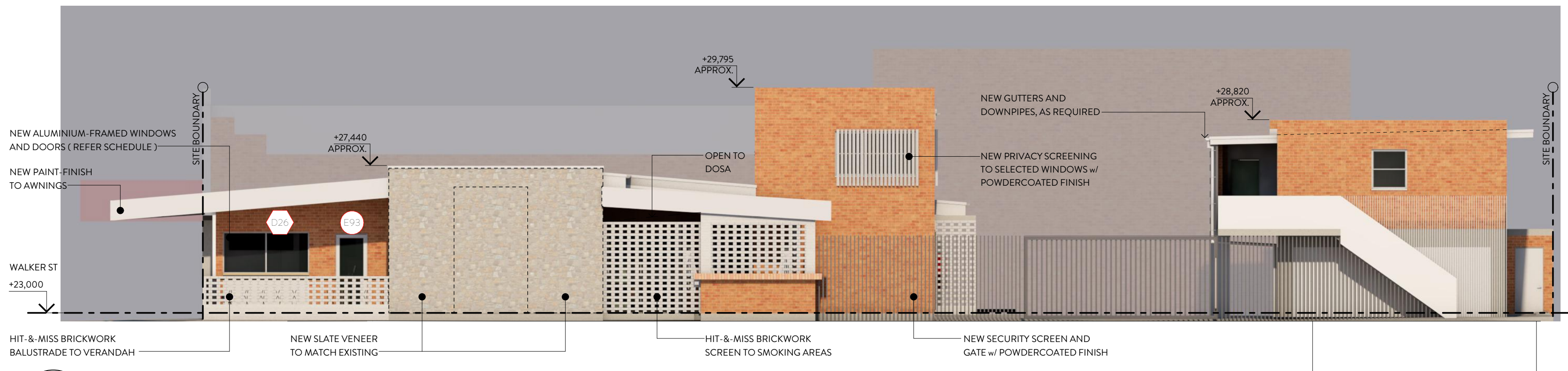
03

16/04/2024

GENERAL NOTES

The builder shall check and verify all dimensions and verify all errors and omissions to the architect prior to undertaking any works. >Do not scale the drawings. >Drawings shall not be used for construction purposes until issued by the architect for construction. >Calculations are indicative only and shall not be used to calculate quantities for tender, supply or manufacture. >This drawing is copyright and cannot be reproduced in whole or in part via any medium without written permission of the author.

REV.	DESCRIPTION	INT.	DATE
04	developed design final	nr	16/04/24
03	developed design	nr	12/04/24
02	prelim. developed design	nr	22/03/24
01	prelim. schematic design	nr	05/03/24

**E-09 NORTH ELEVATION - CANTERBURY ST FRONTAGE**


SCALE 1:100 @ A1
SCALE 1:200 @ A3

**E-10 EAST ELEVATION - WALKER ST FRONTAGE**

SCALE 1:100 @ A1
SCALE 1:200 @ A3

**E-11 SOUTH SECTIONAL-ELEVATION**

SCALE 1:100 @ A1
SCALE 1:200 @ A3



TONIC ARCHITECTURE + DESIGN

WWW.TONIC.CC | + 617 3852 5100

Unit 5, 5-7 O'Connell Tce, Bowen Hills | Q 4006

CLIENT

CASINO RSM

PROJECT

REFURBISHMENT OF THE
ROYAL HOTEL | 130 WALKER
ST | CASINO NSW 2470 AU

DRAWING NAME

GENERAL ARRANGEMENT
ELEVATIONS

DWG No.

A3000

PROJECT No.

21.06026

REV.

04

SCALE - REFER DRAWING - DO NOT SCALE PAGES

PLOT DATE

16/04/2024

MODEL LOCATION - T:\TONIC PROJECTS\21-06026-The Royal Hotel Refurbishment RSM Club, Casino\A_DOCUMENTATION\ARCH\CAD\MODEL\21_06026_Model_DD_240318.plt

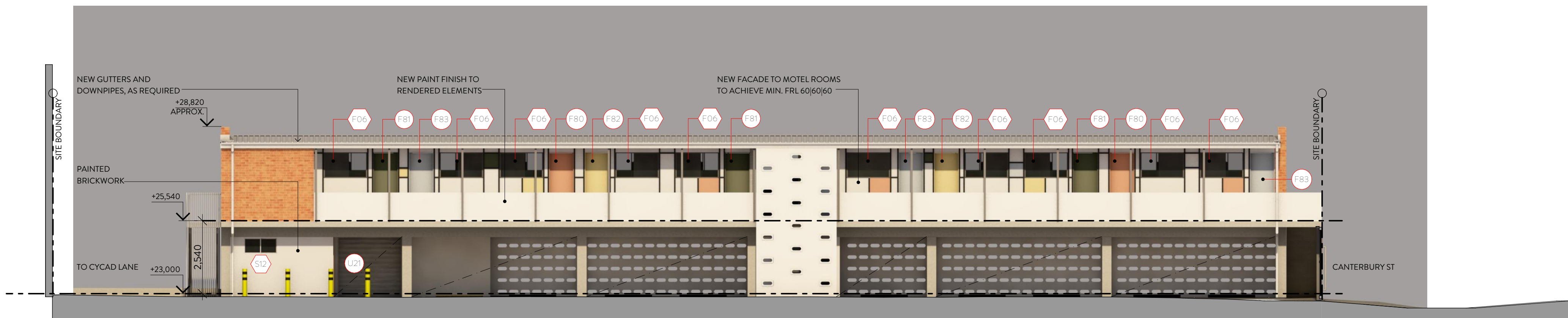
GENERAL NOTES

The builder shall check and verify all dimensions and verify all errors and omissions to the architect prior to undertaking any works. >Do not scale the drawings. >Drawings shall not be used for construction purposes until issued by the architect for construction. >Calculations are indicative only and shall not be used to calculate quantities for tender, supply or manufacture. >This drawing is copyright and cannot be reproduced in whole or in part via any medium without written permission of the author.

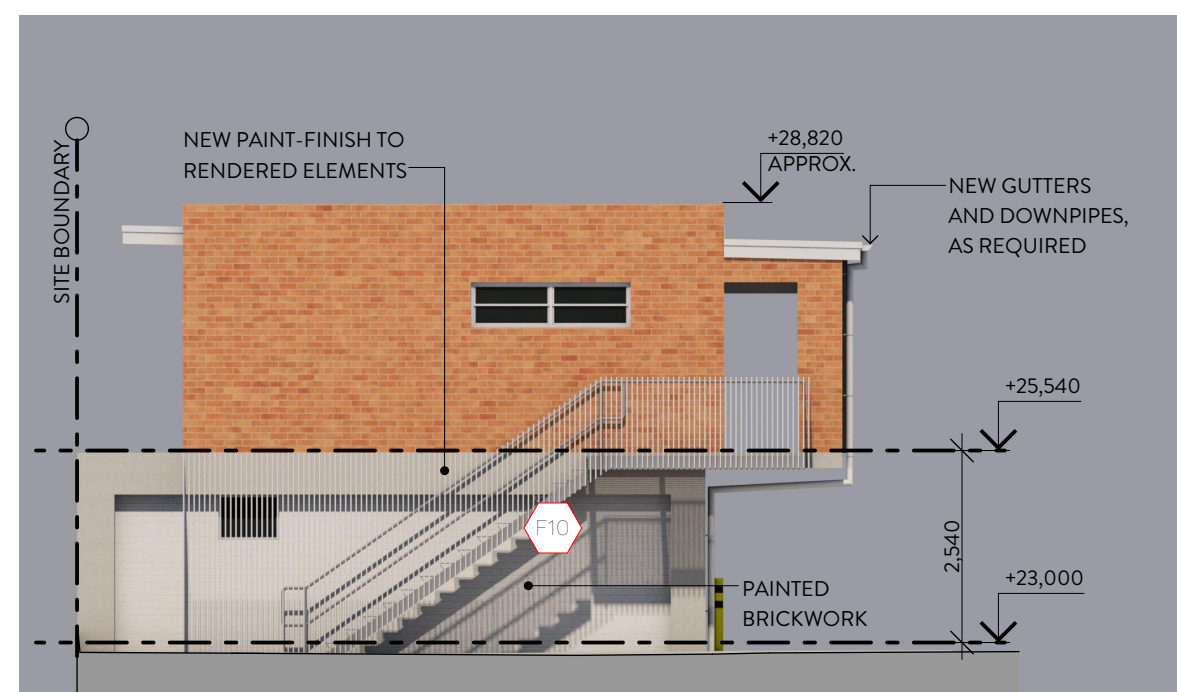
04	developed design final	nr	16.04.24
03	developed design	nr	12.04.24
02	prelim. developed design	nr	22.03.24
01	prelim. schematic design	nr	05.03.24
REV.	DESCRIPTION	INT.	DATE




E-12 WEST ELEVATION
SCALE 1:100 @ A1
SCALE 1:200 @ A3



E-13 EAST ELEVATION - MOTEL FRONTAGE
SCALE 1:100 @ A1
SCALE 1:200 @ A3



E-14 SOUTH ELEVATION
SCALE 1:100 @ A1
SCALE 1:200 @ A3



TONIC ARCHITECTURE + DESIGN

WWW.TONIC.CC | + 617 3852 5100

Unit 5, 5-7 O'Connell Tce, Bowen Hills | Q 4006

CLIENT

CASINO RSM

PROJECT

REFURBISHMENT OF THE
ROYAL HOTEL | 130 WALKER
ST | CASINO NSW 2470 AU

DRAWING NAME

GENERAL ARRANGEMENT
ELEVATIONS

DWG No.

A_3001

PROJECT No.

21_06026

REV.

04

SCALE - REFER DRAWING - DO NOT SCALE PAGES

PLOT DATE

16/04/2024

MODEL LOCATION - T:\TONIC PROJECTS\21-06026-The Royal Hotel Refurbishment RSM Club, Casino\A_DOCUMENTATION\ARCHCAD\MODEL\21_06026_Model_DD_240318.plt

GENERAL NOTES

The builder shall check and verify all dimensions and verify all errors and omissions to the architect prior to undertaking any works. >Do not scale the drawings. >Drawings shall not be used for construction purposes until issued by the architect for construction. >Calculations are indicative only and shall not be used to calculate quantities for tender, supply or manufacture. >This drawing is copyright and cannot be reproduced in whole or in part via any medium without written permission of the author.


04	developed design final	m	16.04.24
03	developed design	m	12.04.24
02	prelim. developed design	m	22.03.24
01	prelim. schematic design	m	05.03.24
REV.	DESCRIPTION	INT.	DATE



S-05 GENERAL ARRANGEMENT SECTION
SCALE 1:100 @ A1
SCALE 1:200 @ A3



S-06 GENERAL ARRANGEMENT SECTION
SCALE 1:100 @ A1
SCALE 1:200 @ A3



TONIC ARCHITECTURE + DESIGN
WWW.TONIC.CC | + 617 3852 5100
Unit 5, 5-7 O'Connell Tce, Bowen Hills | Q 4006

CLIENT
CASINO RSM

PROJECT
REFURBISHMENT OF THE
ROYAL HOTEL | 130 WALKER
ST | CASINO NSW 2470 AU

DRAWING NAME
GENERAL ARRANGEMENT
SECTIONS

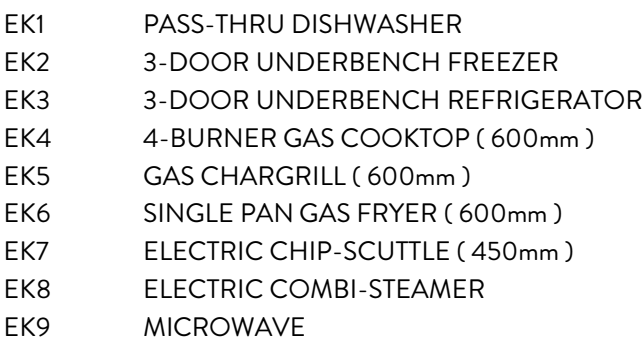
DWG No.
A.4000

PROJECT No. 21.06026
REV. 04

SCALE - REFER DRAWING - DO NOT SCALE PAGES
PLOT DATE

MODEL LOCATION - T:\TONIC PROJECTS\21-06026-The Royal Hotel Refurbishment RSM Club, Casino\A_DOCUMENTATION\ARCH\CAD\MODEL\21_06026_Model_DD_240318.plt

16/04/2024



SCALE 1:20 @ A1
SCALE 1:40 @ A3


GENERAL NOTES

The builder shall check and verify all dimensions and verify all errors and omissions to the architect prior to undertaking any works. >Do not scale the drawings. >Drawings shall not be used for construction purposes until issued by the architect for construction. >Calculations are indicative only and shall not be used to calculate quantities for tender, supply or manufacture. >This drawing is copyright and cannot be reproduced in whole or in part via any medium without written permission of the author.

03	developed design final	nr	16/04/24
02	developed design	nr	12/04/24
01	prelim. development design	nr	22/03/24
REV.	DESCRIPTION	INT.	DATE

EQUIPMENT LIST : BAR

EB1	SINGLE-DOOR GLASS CHILLER
EB2	UNDERBENCH GLASS-WASHER
EB3	SINGLE-DOOR UNDERBENCH FREEZER
EB4	SINGLE-DOOR UNDERBENCH REFRIGERATOR
EB5	SELF-CONTAINED ICE MACHINE



TONIC ARCHITECTURE + DESIGN

WWW.TONIC.CC | + 617 3852 5100

Unit 5, 5-7 O'Connell Tce, Bowen Hills | Q 4006

CLIENT

CASINO RSM

PROJECT

REFURBISHMENT OF THE
ROYAL HOTEL | 130 WALKER
ST | CASINO NSW 2470 AU

DRAWING NAME

BAR DETAILS

DWG No.

A_7750

PROJECT No.

21.06026

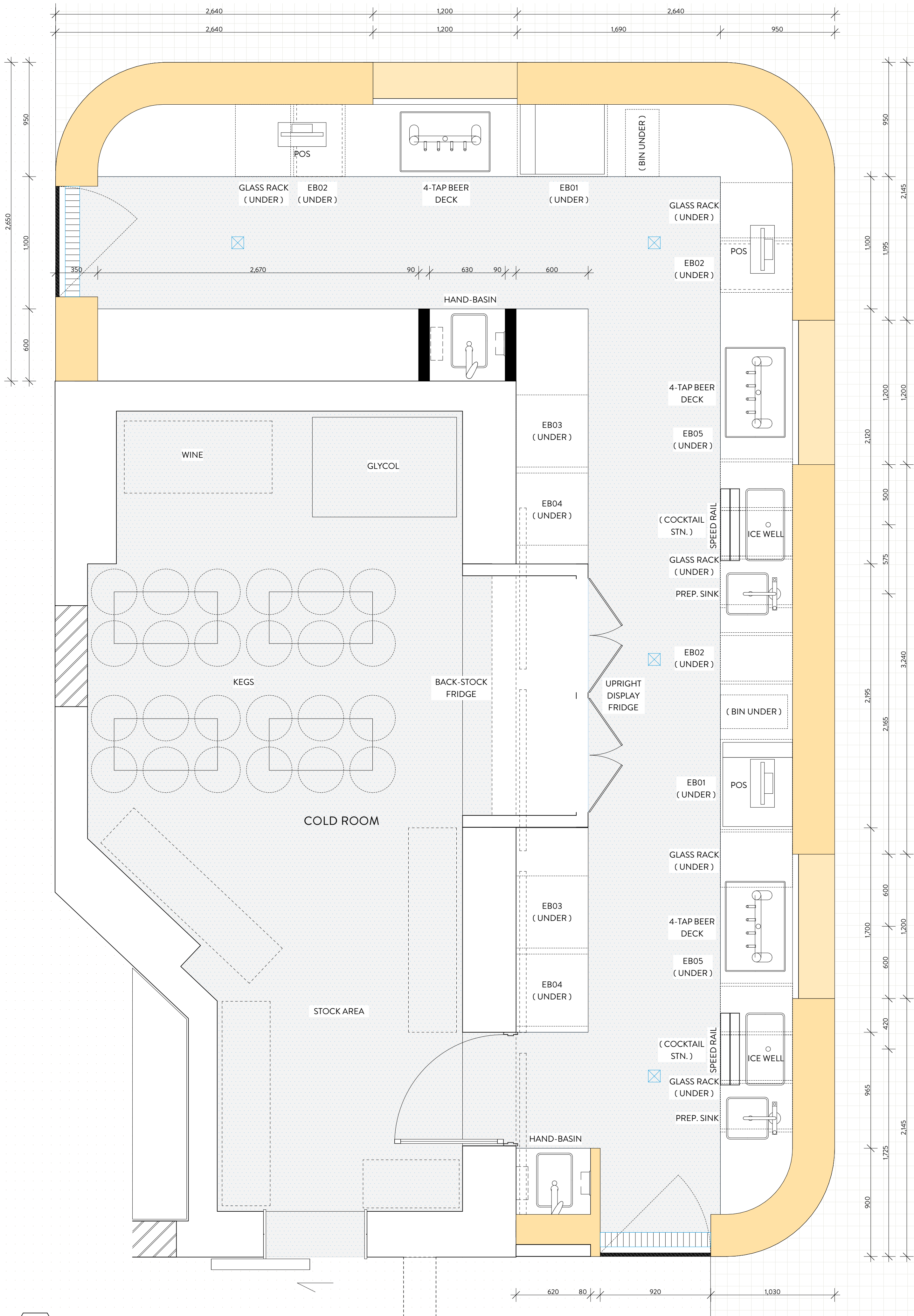
REV.

03

SCALE - REFER DRAWING - DO NOT SCALE PAGES

PLOT DATE

16/04/2024



D-05

BAR DETAIL PLAN

SCALE 1:20 @ A1

SCALE 1:40 @ A3

FOR APPROVAL

Document Set ID: 1924319

Version: 1, Version Date: 08/05/2024

MODEL LOCATION - 1:\TONIC PROJECTS\21-06026-The Royal Hotel Refurbishment RSM Club, Casino\A_DOCUMENTATION\ARCH\CAD\MODEL\21_06026_Model_DD_240318.plt

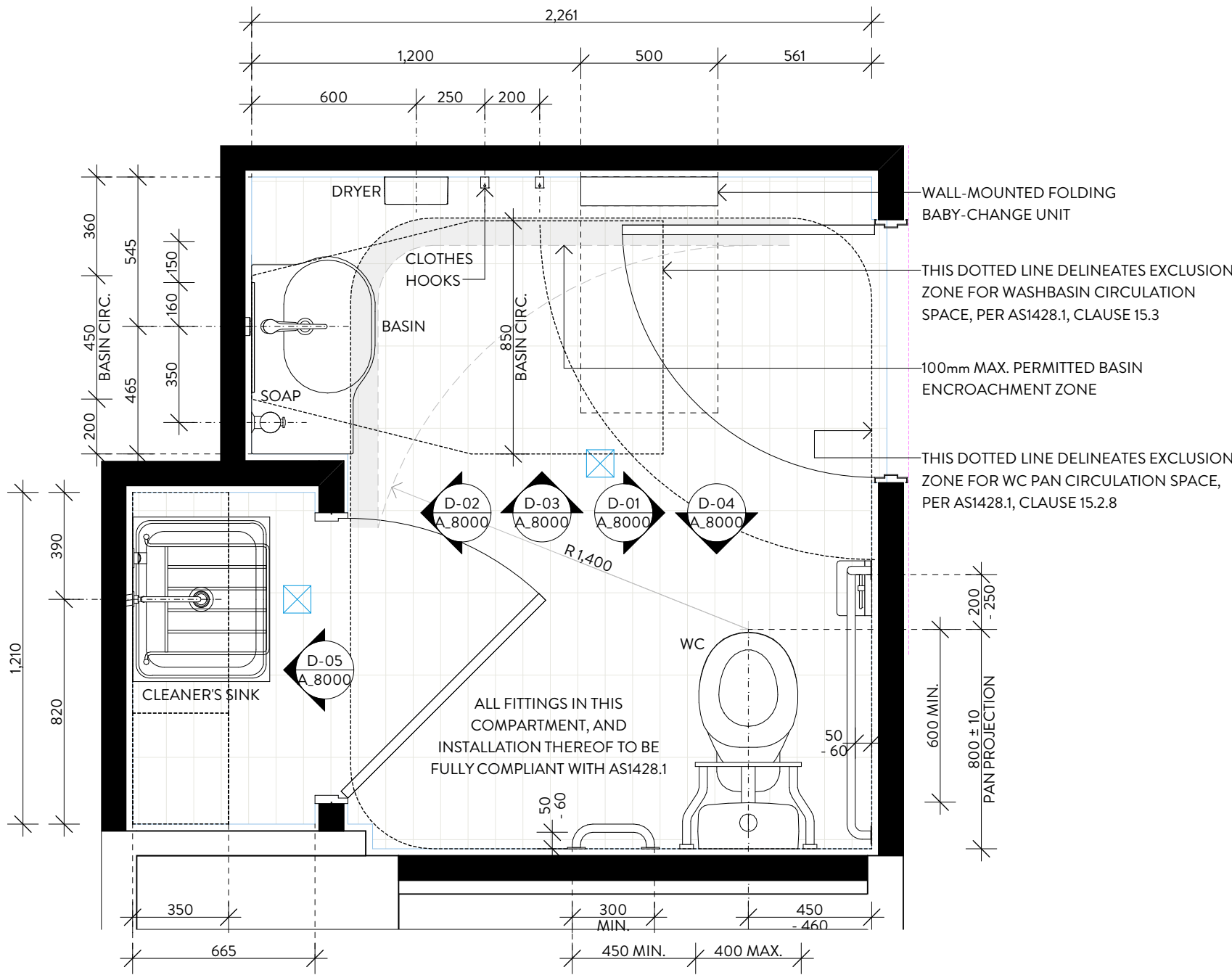
PLOT DATE

16/04/2024

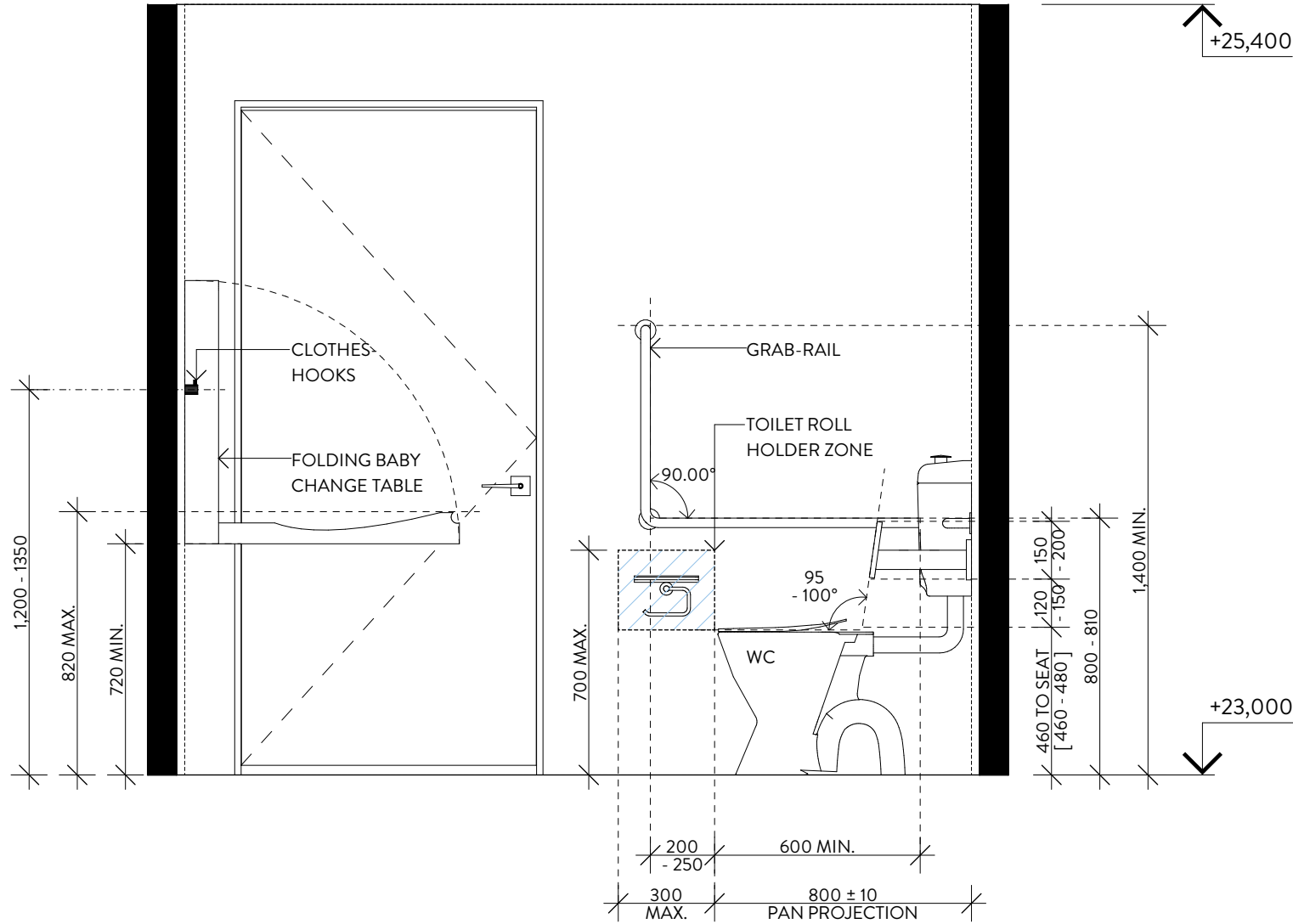
GENERAL NOTES

The builder shall check and verify all dimensions and verify all errors and omissions to the architect prior to undertaking any works. >50 is scale the drawings. >Drawings shall not be used for construction purposes until issued by the architect for construction. >Calculations are indicative only and shall not be used to calculate quantities for tender, supply or manufacture. >This drawing is copyright and cannot be reproduced in whole or in part via any medium without written permission of the author.

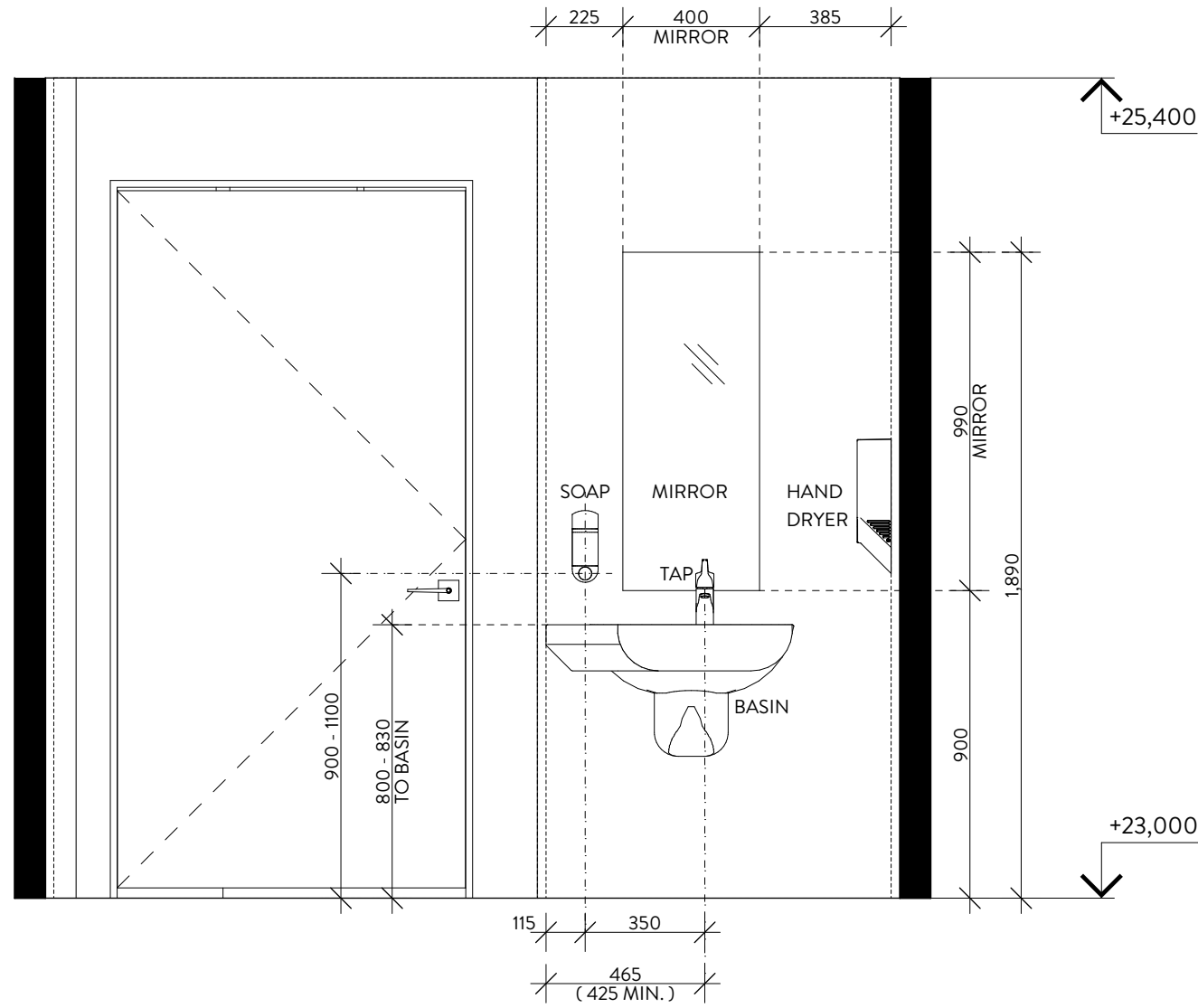
REV.	DESCRIPTION	INT.	DATE
03	developed design final	nr	16.04.24
02	developed design	nr	12.04.24
01	prelim. developed design	nr	22.03.24



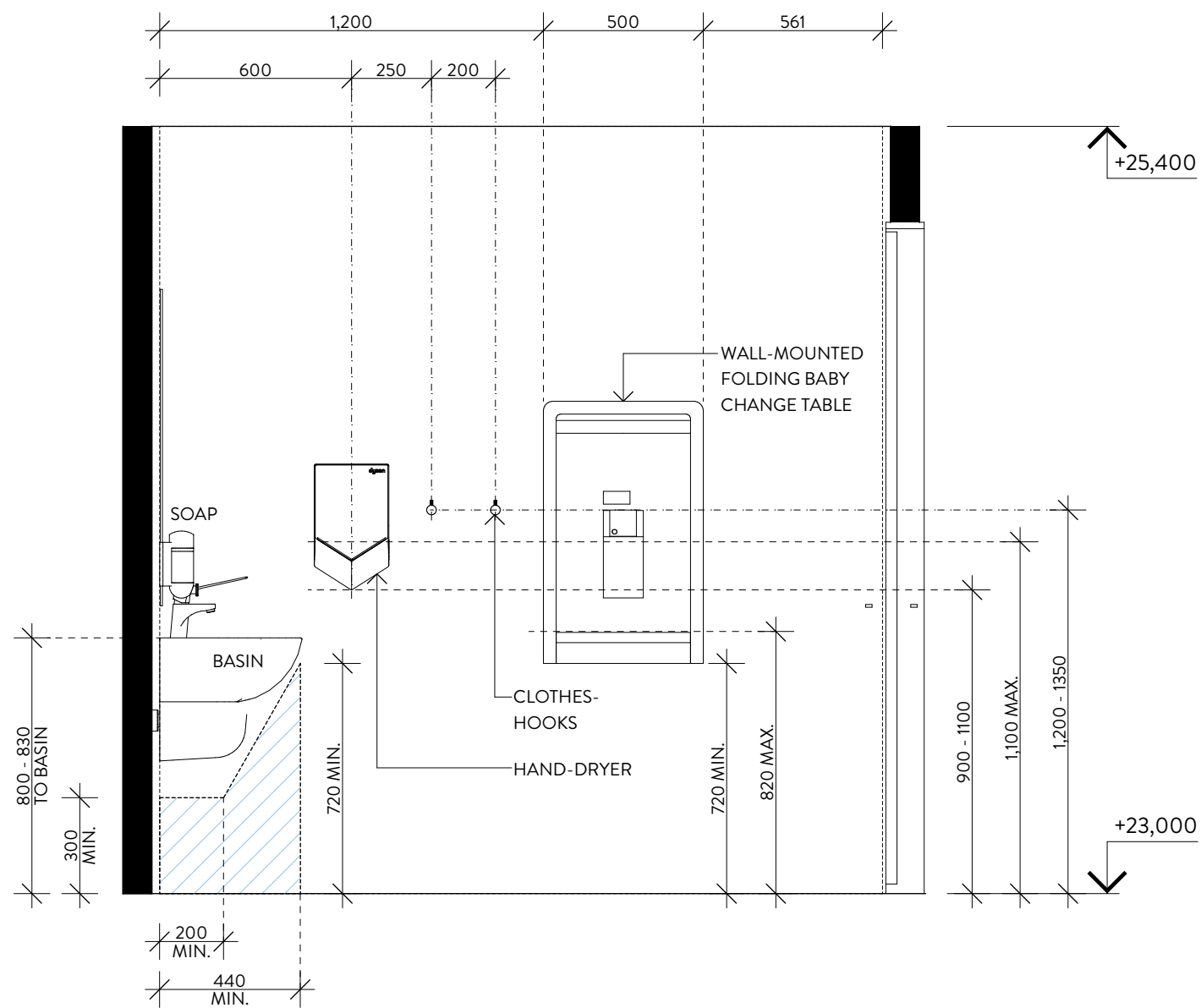
D-01 DETAIL PLAN
SCALE @ A1 1:20



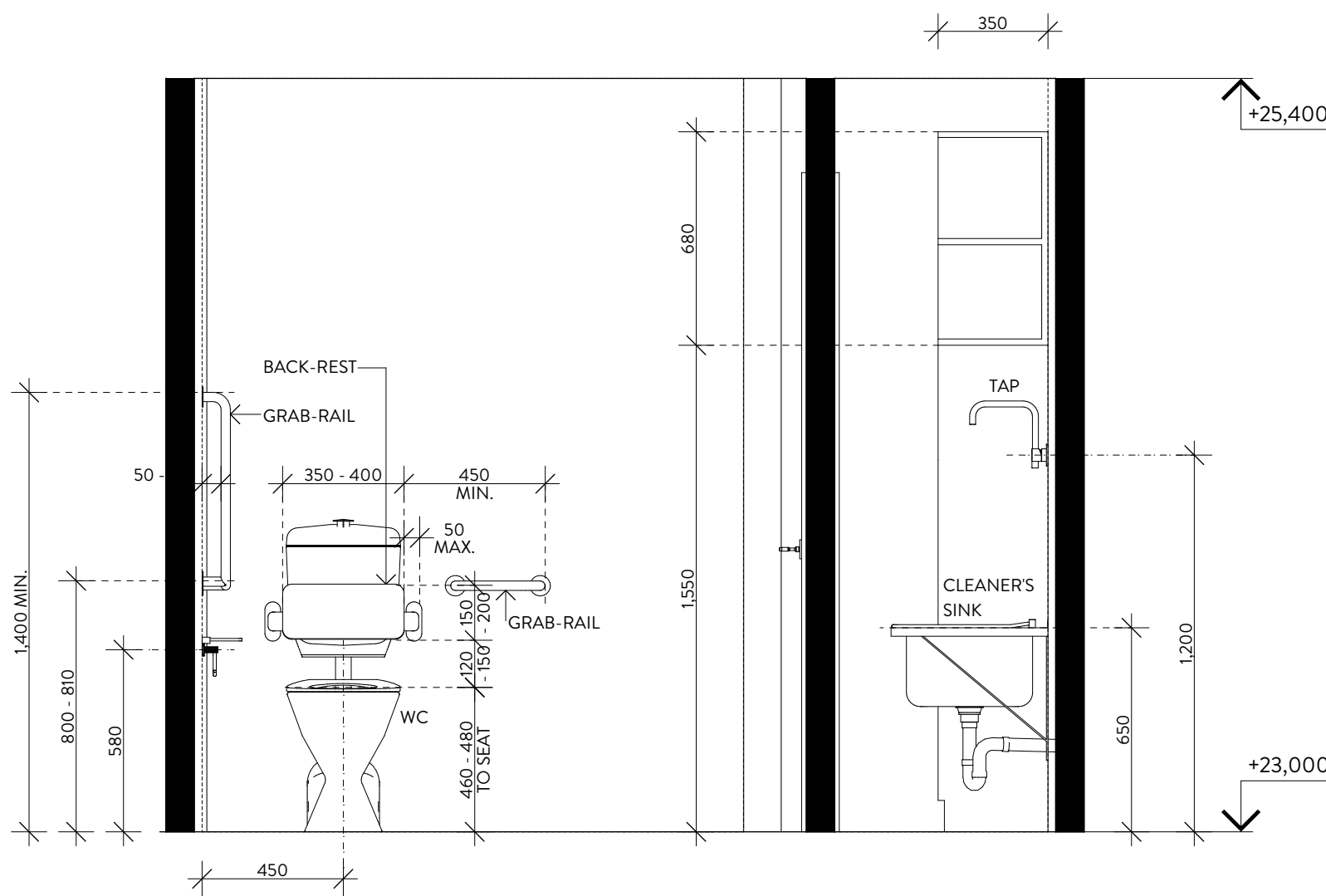
D-01 DETAIL ELEVATION
SCALE 1:20 @ A1
SCALE 1:40 @ A3



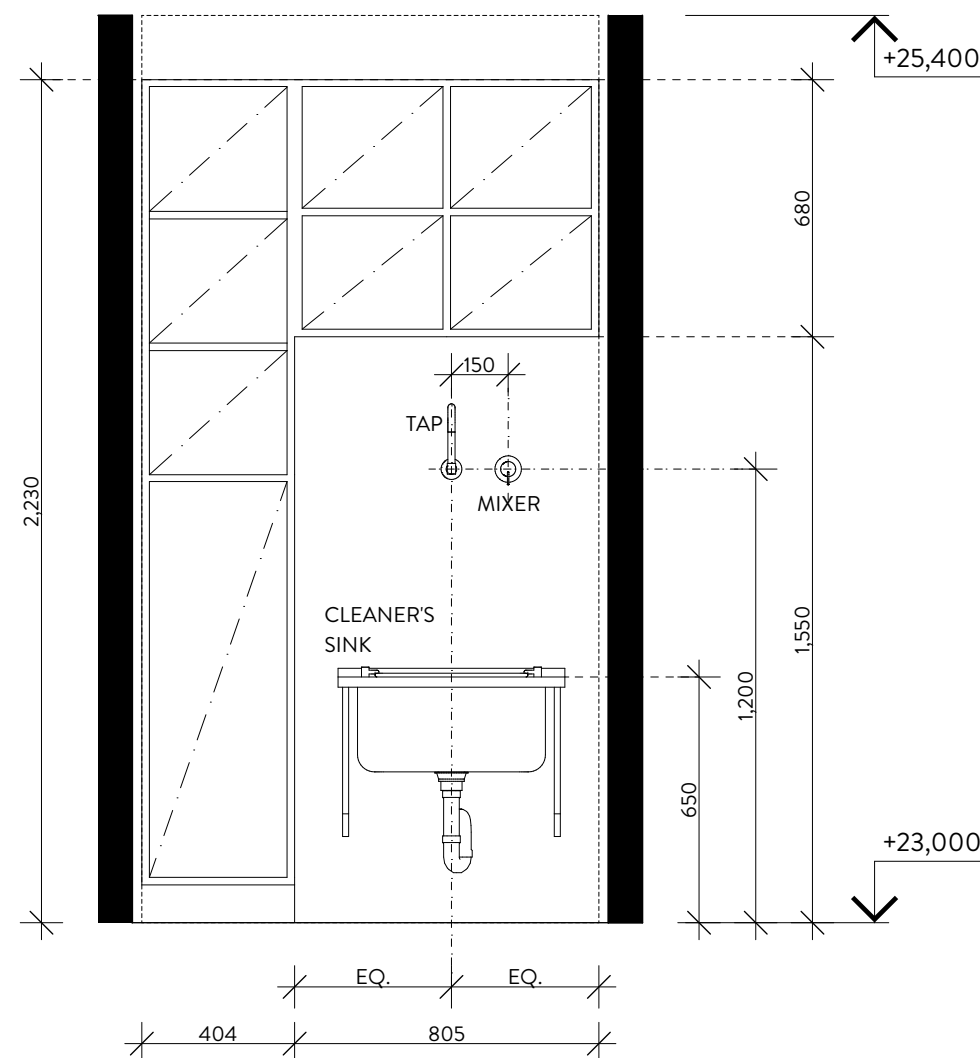
D-02 DETAIL ELEVATION
SCALE 1:20 @ A1
SCALE 1:40 @ A3



D-03 DETAIL ELEVATION
SCALE 1:20 @ A1
SCALE 1:40 @ A3



D-04 DETAIL ELEVATION
SCALE 1:20 @ A1
SCALE 1:40 @ A3



D-05 DETAIL ELEVATION
SCALE 1:20 @ A1
SCALE 1:40 @ A3



TONIC ARCHITECTURE + DESIGN
WWW.TONIC.CC | + 617 3852 5100
Unit 5, 5-7 O'Connell Tce, Bowen Hills | Q 4006

CLIENT
CASINO RSM

PROJECT
REFURBISHMENT OF THE
ROYAL HOTEL | 130 WALKER
ST | CASINO NSW 2470 AU

DRAWING NAME
WET AREA DETAILS

DWG No.
A.8000

PROJECT No.
21.06026

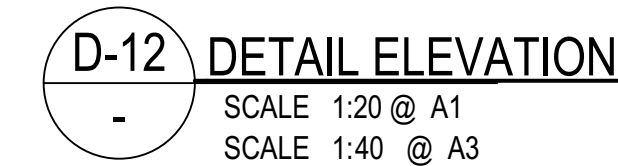
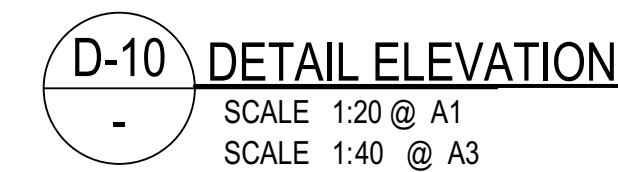
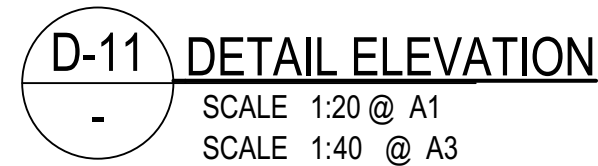
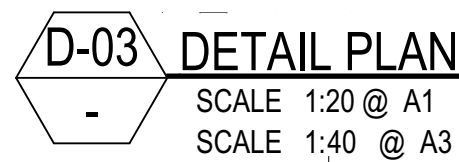
REV.
03

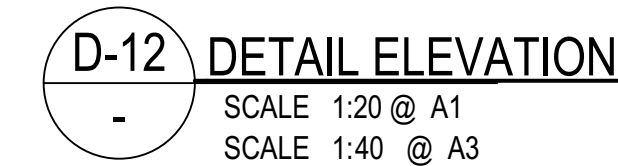
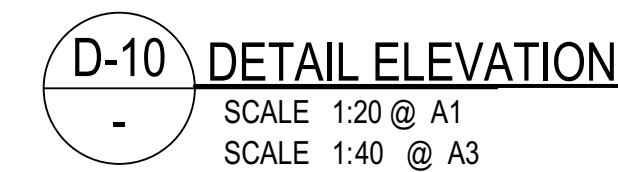
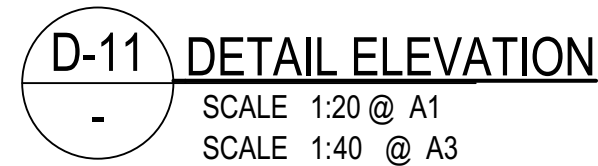
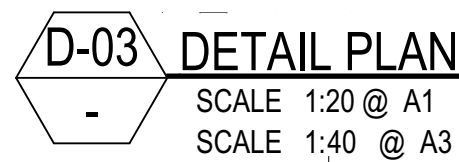
SCALE - REFER DRAWING - DO NOT SCALE PAGES
PLOT DATE

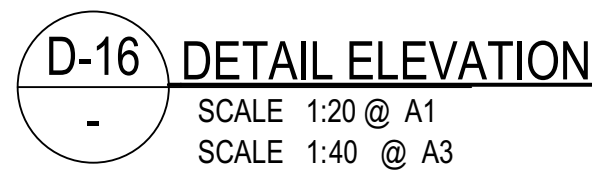
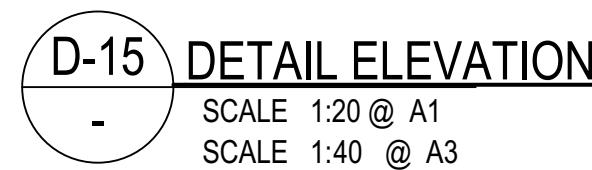
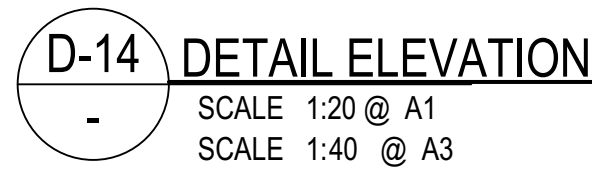
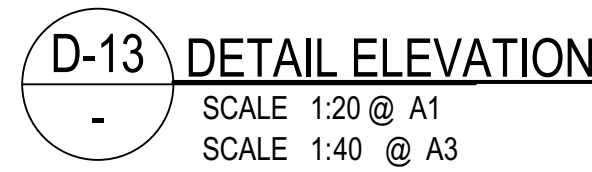
MODEL LOCATION - T:\TONIC PROJECTS\21-06026-The Royal Hotel Refurbishment RSM Clak, Casino\A_DOCUMENTATION\ARCH\CAD\MODEL\21_06026_Model_DD_240318.plt

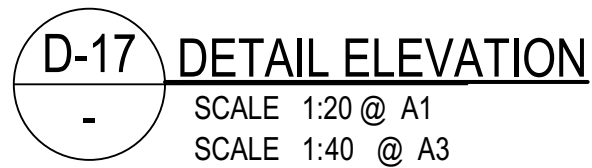
PLOT DATE

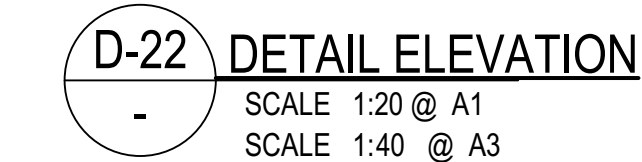
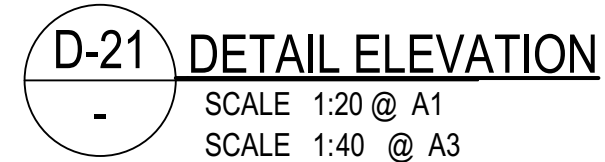
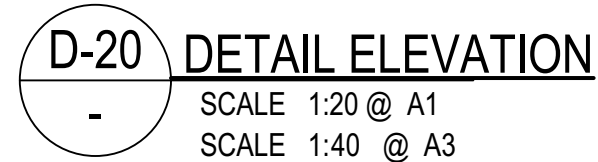
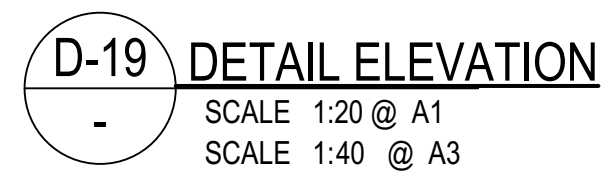
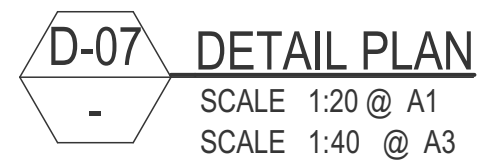
16/04/2024











GENERAL NOTES

The builder shall check and verify all dimensions and verify all errors and omissions to the architect prior to undertaking any works. >Do not scale the drawings. >Drawings shall not be used for construction purposes until issued by the architect for construction. >Calculations are indicative only and shall not be used to calculate quantities for tender, supply or manufacture. >This drawing is copyright and cannot be reproduced in whole or in part via any medium without written permission of the author.

02	developed design	mt	12.04.24
01	initial schematic design	mt	05.03.24
REV.	DESCRIPTION	INT.	DATE



1 VIEW FROM CNR WALKER AND CANTERBURY ST
SCALE : NOT TO SCALE @ A1




2 MAIN ENTRY OFF WALKER ST
SCALE : NOT TO SCALE @ A1



3 VIEW FROM CANTERBURY ST
SCALE : NOT TO SCALE @ A1



4 AERIAL VIEW LOOKING NORTH OVER BEER GARDEN
SCALE : NOT TO SCALE @ A1



TONIC ARCHITECTURE + DESIGN
WWW.TONIC.CC | + 617 3852 5100
Unit 5, 5-7 O'Connell Tce, Bowen Hills | Q 4006

CLIENT
CASINO RSM

PROJECT
REFURBISHMENT OF THE
ROYAL HOTEL | 130 WALKER
ST | CASINO NSW 2470 AU

DRAWING NAME
PERSPECTIVE VIEWS

DWG No. A.9000
PROJECT No. 21.06026
REV. 02
SCALE - REFER DRAWING - DO NOT SCALE PAGES
PLOT DATE 16/04/2024



1 VIEW TO SOUTHERN ELEVATION
SCALE : NOT TO SCALE @ A1



2 VIEW LOOKING WEST OVER BEER GARDEN
SCALE : NOT TO SCALE @ A1



3 WESTERN ELEVATION
SCALE : NOT TO SCALE @ A1




4 WESTERN ELEVATION VIEW OF CAR PARK ENTRY
SCALE : NOT TO SCALE @ A1

DEVELOPMENT APPROVAL

GENERAL NOTES
The builder shall check and verify all dimensions and verify all errors and omissions to the architect prior to undertaking any works. >Do not scale the drawings. >Drawings shall not be used for construction purposes until issued by the architect for construction. >Calculations are indicative only and shall not be used to calculate quantities for tender, supply or manufacture. >This drawing is copyright and cannot be reproduced in whole or in part via any medium without written permission of the author.

02	developed design	mt	12.04.24
01	initial schematic design	mt	05.03.24
REV.	DESCRIPTION	INT.	DATE



TONIC ARCHITECTURE + DESIGN
WWW.TONIC.CC | + 617 3852 5100
Unit 5, 5-7 O'Connell Tce, Bowen Hills | Q 4006

CLIENT
CASINO RSM

PROJECT
REFURBISHMENT OF THE
ROYAL HOTEL | 130 WALKER
ST | CASINO NSW 2470 AU

DRAWING NAME
PERSPECTIVE VIEWS

DWG No.
A_9001
PROJECT No.
21_06026
REV.
02
SCALE - REFER DRAWING - DO NOT SCALE PAGES
PLOT DATE



1 MOTEL EASTERN ELEVATION
SCALE : NOT TO SCALE @ A1



2 MOTEL VERANDAH LOOKING SOUTH
SCALE : NOT TO SCALE @ A1



3 NE CORNER OF MAIN BAR
SCALE : NOT TO SCALE @ A1




4 SE CORNER OF MAIN BAR
SCALE : NOT TO SCALE @ A1

DEVELOPMENT APPROVAL

GENERAL NOTES

The builder shall check and verify all dimensions and verify all errors and omissions to the architect prior to undertaking any works. >Do not scale the drawings. >Drawings shall not be used for construction purposes until issued by the architect for construction. >Calculations are indicative only and shall not be used to calculate quantities for tender, supply or manufacture. >This drawing is copyright and cannot be reproduced in whole or in part via any medium without written permission of the author.

02	developed design	mt	12/04/24
01	initial schematic design	mt	05/03/24
REV.	DESCRIPTION	INT.	DATE



TONIC ARCHITECTURE + DESIGN

WWW.TONIC.CC | + 617 3852 5100
Unit 5, 5-7 O'Connell Tce, Bowen Hills | Q 4006

CLIENT

CASINO RSM

PROJECT

REFURBISHMENT OF THE
ROYAL HOTEL | 130 WALKER
ST | CASINO NSW 2470 AU

DRAWING NAME

PERSPECTIVE VIEWS

DWG No.

A_9002

PROJECT No.

21.06026

REV.

02

SCALE - REFER DRAWING - DO NOT SCALE PAGES

PLOT DATE

16/04/2024


MODEL LOCATION - T:\TONIC PROJECTS\21-06026-The Royal Hotel Refurbishment RSM Clab, Casino\A_DOCUMENTATION\ARCHICAD\MODEL\21_06026_Model_DD_240318.pln

FOR APPROVAL

Document Set ID: T924319
Version: 1, Version Date: 08/05/2024



THE ROYAL HOTEL - WALKER STREET



TONIC DESIGN